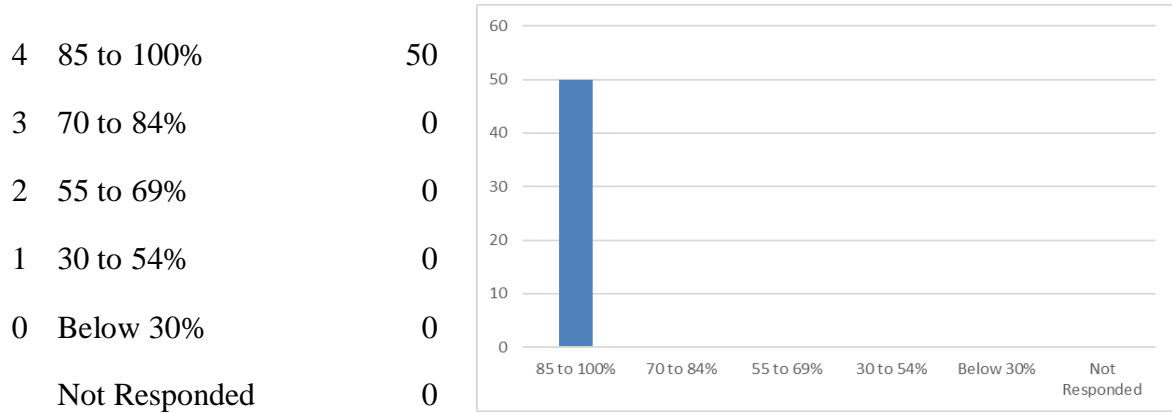


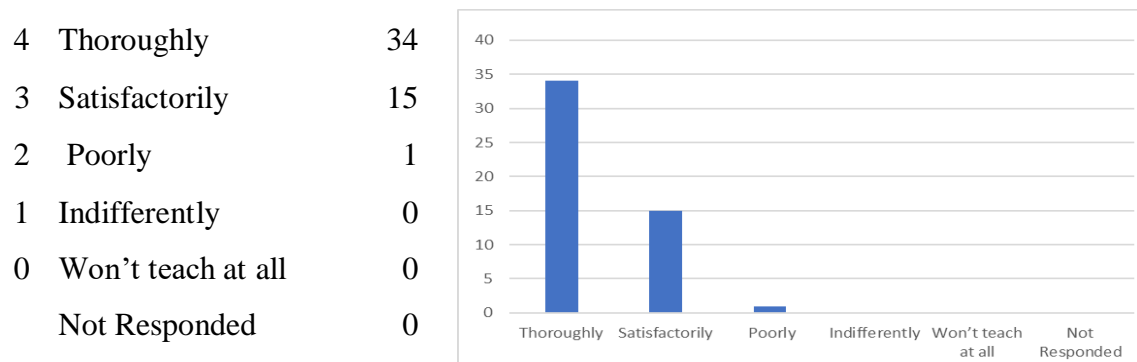
Student Satisfaction Survey on Teaching Learning Process

Samples of 50 students were taken for online student satisfaction survey regarding teaching learning process, as per the recommendations/ Format given by NAAC.

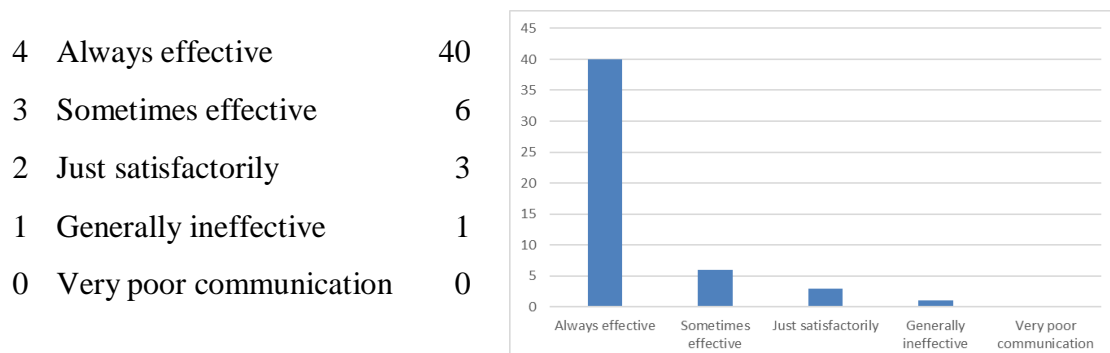
1. How much of the syllabus was covered in the class?



2. How well did the teachers prepare for the classes?



3. How well were the teachers able to communicate?



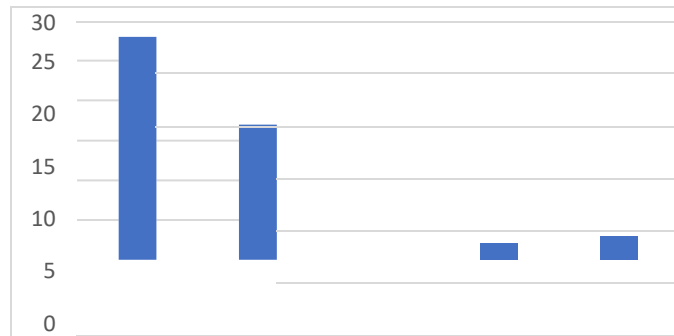
4. The teacher's approach to teaching can best be described as

4	Excellent	25
3	Very good	19
2	Good	3
1	Fair	3
0	Poor	0



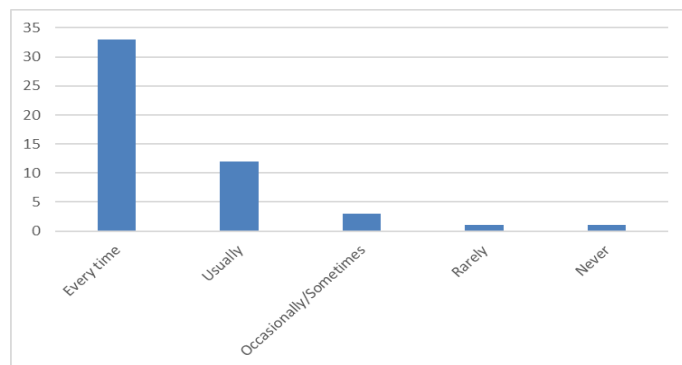
5. Fairness of the internal evaluation process by the teachers.

4	Always fair	28
3	Usually fair	17
2	Sometimes unfair	0
1	Usually unfair	2
0	Unfair	3



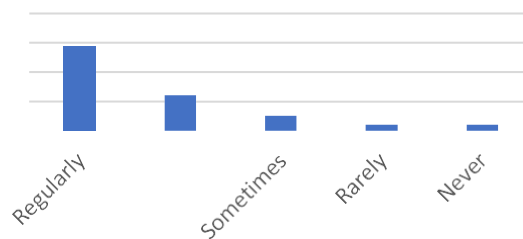
6. Was your performance in assignments discussed with you?

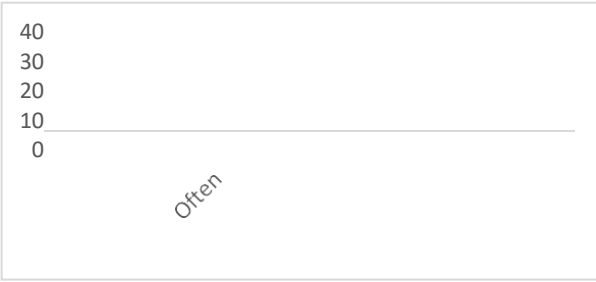
4	Every time	33
3	Usually	12
2	Occasionally/Sometimes	3
1	Rarely	1
0	Never	1



7. The institute takes active interest in promoting internship, student exchange, field visit opportunities for students.

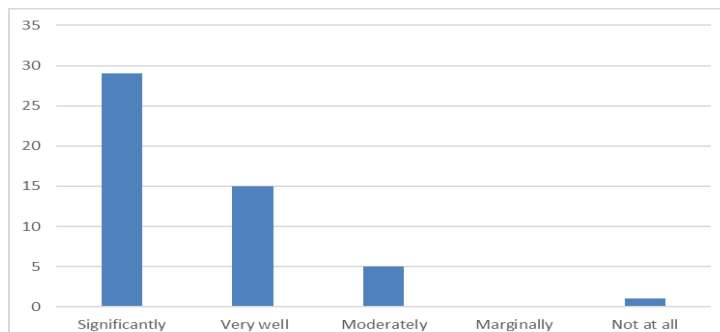
4	Regularly	29
3	Often	12
2	Sometimes	5
1	Rarely	2
0	Never	2





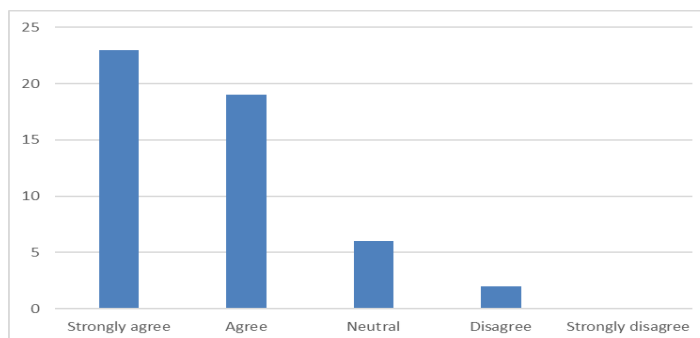
8. The teaching and mentoring process in your institution facilitates you in cognitive, social and emotional growth.

4	Significantly	29
3	Very well	15
2	Moderately	5
1	Marginally	0
0	Not at all	1



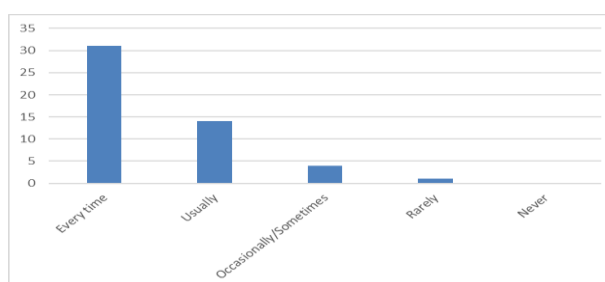
9. The institution provides multiple opportunities to learn and grow.

4	Strongly agree	23
3	Agree	19
2	Neutral	6
1	Disagree	2
0	Strongly disagree	0



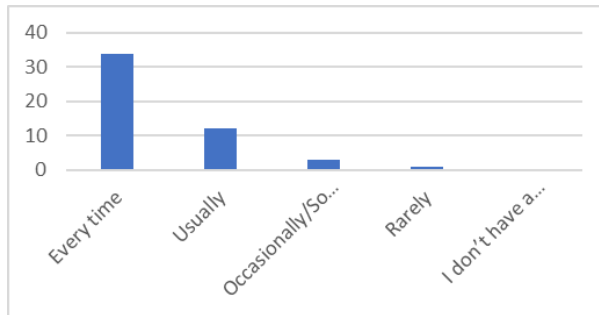
10. Teachers inform you about your expected competencies, course outcomes and programme outcomes.

4	Every time	31
3	Usually	14
2	Occasionally/Sometimes	4
1	Rarely	1
0	Never	0



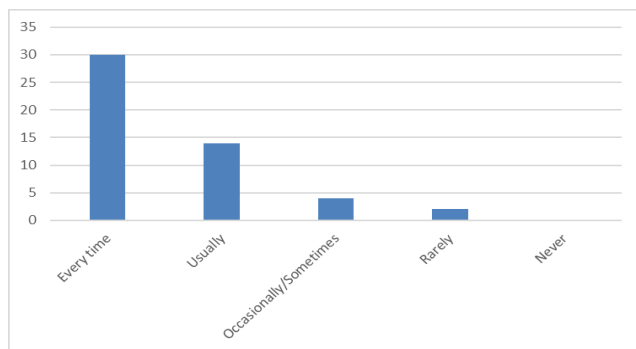
11. Your mentor does a necessary follow-up with an assigned task to you.

4	Every time	34
3	Usually	12
2	Occasionally/Sometimes	3
1	Rarely	1
0	I don't have a mentor	0



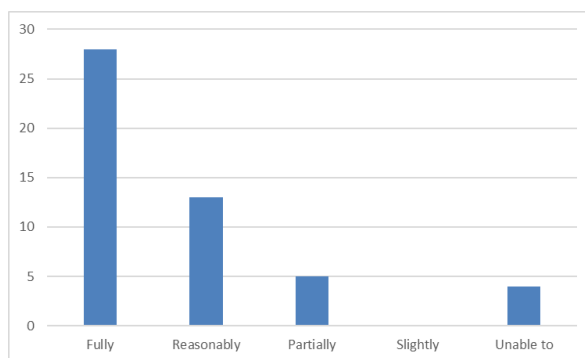
12. The teachers illustrate the concepts through examples and applications.

4	Every time	30
3	Usually	14
2	Occasionally/Sometimes	4
1	Rarely	2
0	Never	0



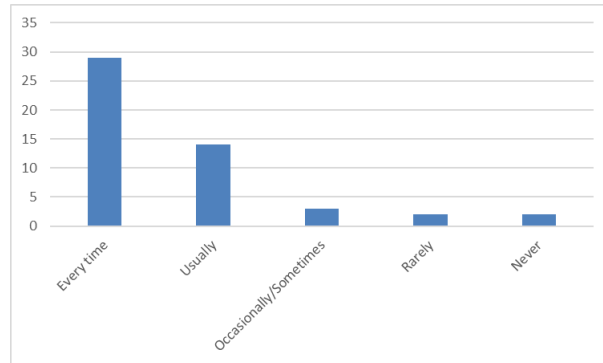
13. The teachers identify your strengths and encourage you with providing right level of challenges.

4	Fully	28
3	Reasonably	13
2	Partially	5
1	Slightly	0
0	Unable to	4



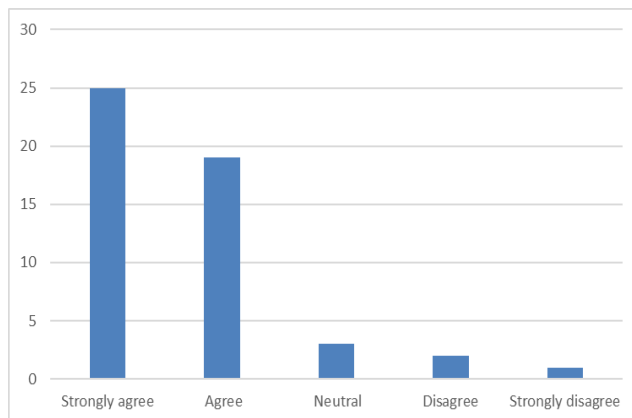
14. Teachers are able to identify your weaknesses and help you to overcome them.

- 4 Every time 29
- 3 Usually 14
- 2 Occasionally/Sometimes 3
- 1 Rarely 2
- 0 Never 2



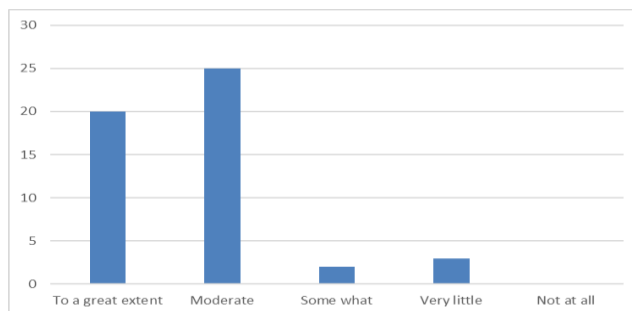
15. The institution makes effort to engage students in the monitoring, review and continuous quality improvement of the teaching learning process.

- 4 Strongly agree 25
- 3 Agree 19
- 2 Neutral 3
- 1 Disagree 2
- 0 Strongly disagree 1



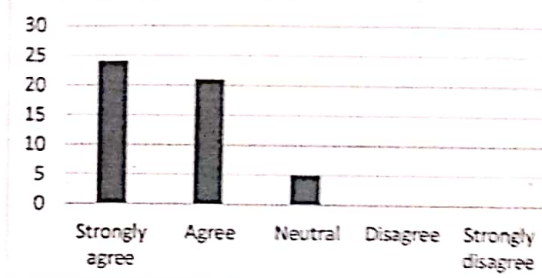
16. The institute/ teachers use student centric methods, such as experiential learning, participative learning and problem solving methodologies for enhancing learning experiences.

- 4 To a great extent 20
- 3 Moderate 25
- 2 Some what 2
- 1 Very little 3
- 0 Not at all 0



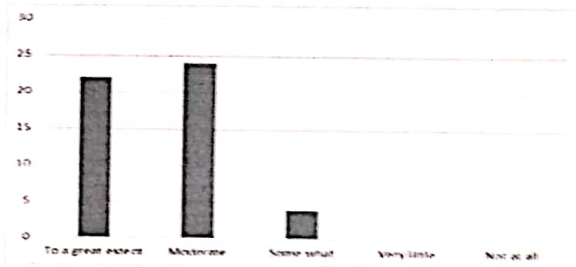
17. Teachers encourage you to participate in extracurricular activities.

4 Strongly agree	24
3 Agree	21
2 Neutral	5
1 Disagree	0
0 Strongly disagree	0



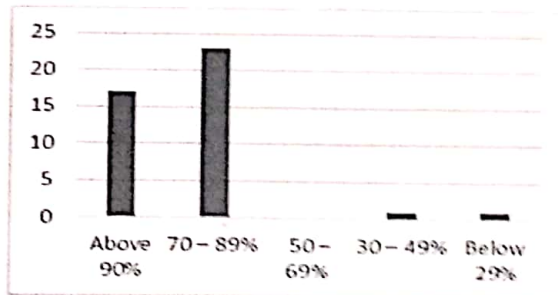
18. Efforts are made by the institute/ teachers to inculcate soft skills, life skills and employability skills to make you ready for the world of work.

4 To a great extent	22
3 Moderate	24
2 Some what	4
1 Very little	0
0 Not at all	0




19. What percentage of teachers use ICT tools such as LCD projector, Multimedia, etc. while teaching.

4 Above 90%	17
3 70 – 89%	23
2 50 – 69%	0
1 30 – 49%	1
0 Below 29%	1



20. The overall quality of teaching-learning process in your institute is very good.

4 Strongly agree	28
3 Agree	17
2 Neutral	3
1 Disagree	2
0 Strongly disagree	0



Stanon
 PRINCIPAL
 Dadl Institute of
 Engineering & Technology
 ANAKAPALLE - 531 002