

**DADI INSTITUTE OF ENGINEERING & TECHNOLOGY**

Anakapalli

**Schedule of expenses for the year 2020 - 21**

Sl.No.	Particulars	Amount
<b>I Schedule - A : Administration Expenses :</b>		
1	Staff Salaries & Incentives (Teach & Non Teach & Technical)	84,081,238
2	Staff Transport expenses	1,022,835
3	Staff & Students Insurance Charges	292,844
4	EPF Contribution / Exps	174,331
5	ESIC Contribution	164,489
6	Electricity Charges	1,282,635
7	Advertisement & Publicity	365,496
8	Campus Placement Expenses	449,420
9	Recruitment Training Exps	853,500
10	Library Subscription & Magazines	1,432,918
11	Labs Maintenance Exps	634,817
12	Internet Charges	225,736
13	Printing, Stationery & Xerox	123,009
14	Functions & Meetings Exps	28,844
15	Staff Welfare Exps	260,814
16	Insurance Charges	594
	Building Insurance charges	109,951
17	Annual Maintenance Charges (UPS, LIFT & EPBX)	111,215
18	Telephone Expenses	136,054
19	Travelling & Conveyance Expenses	13,627
20	Workshop & Seminar Expenses	424,100
21	Scholarships & Merit Awards to Poor Students	320,000
22	Personality Development Work Shops	25,000
23	Guest Lecturers Honorarium	531,000
24	Graduation Day Expenditure	107,155
25	Placement Training Expenses	26,352
26	Rates, Taxes & Fees	3,080
27	Gardening / Landscaping Exps	136,647
28	Examination fee paid to JNTUK	2,479,515
29	Examination (Internal) Expenses	556,717
30	Memberships & Registration Exps	126,511
31	Repair & Maintenance - Electricals	154,920
32	Repairs & Maintenance - Computers	100,221
33	Repairs & Maintenance - General	143,445
34	Repairs & Maintenance - Generator	116,800
35	Computer Software Expenses	41,093
36	Repair & Maintenance - Lift	52,450
37	Building Upkeep, Repairs & Maintenance	76,869
38	Sports & Games Expenses	235,982
39	Postage, Couriers, & Revenue Stamps	144,285
40	Bank Charges / Commission	11,019
41	Mineral Water Maintenance Charges	204,817
42	Professional Tax - Institution & Vehicles	2,500
43	Professional Tax Late Payment Charges	13,375
44	Hospitality Expenses	4,928
45	International Women's day Expenses	16,775
46	Medical Expenses	104,800
47	Transport Charges	7,286
48	Web Site Maintenance Charges	97,940
49	Miscellaneous Expenses	1,540
50	Office maintenance exps	32,576
51	APHERMC Processing Fee	55,000
	Oil & Lubricants for Generator	256,115
	<del>Vehicles repairs &amp; maintenance :</del>	
	Toll Gate Expenses For Vehicles	43,700
	Oil & Lubricants for Students	1,415,222
	Vehicles repairs & maintenance	463,036
	Vehicles Taxes & Insurance	711,703
	<b>TOTAL</b>	<b>2,633,660</b>
		<b>101,107,838</b>

For AVR & C<sup>52</sup>

CHARTERED ACCOUNTANT

Firm Reg. No. 019003S

(A. Srinivas)

M.No. 026651

Proprietor

For Sarada Educational Trust

  
Secretary

PRINCIPAL  
Dadi Institute of  
Engineering & Technology  
ANAKAPALLE - 531 002



DADI INSTITUTE OF ENGINEERING & TECHNOLOGY  
Anakapalle.

STATEMENT OF FIXED ASSETS & DEPRECIATION FOR THE YEAR 2020 - 21  
Schedule - 1

Description of the Item	Cost as on 01.04.20	Additions upto 01.10.20	Acquisitions after 01.10.20	Total Cost As on 31.03.21	WDV as on 31.03.2020	Asset Value for Depn.	Rate of Depn.	Depn. For the year	Depn. upto 31.03.2020	Total Depreciation	WDV as on 31.03.2021
Building	16,154,098	-	₹ 5,317	16,839,415	8,496,669	9,181,976	10%	883,932	7,857,439	8,541,371	8,298,044
Borewell	73,615	-	-	73,615	35,209	35,209	10%	3,521	38,406	41,927	31,688
Furniture & Fixtures	16,942,195	-	₹ 1,147	17,920,342	7,684,707	8,642,854	10%	815,378	9,277,488	10,092,866	7,827,476
Library Books	7,158,353	2,652	₹ 2,679	7,253,684	2,796,973	2,892,304	10%	284,596	4,361,380	4,645,976	2,607,708
Electrical Equipment	6,437,037	-	₹ 8,800	6,465,837	2,632,257	2,661,057	10%	264,866	3,804,780	4,069,446	2,396,391
Audio-Visual Equipment	515,410	-	-	515,410	241,950	241,950	10%	24,195	273,460	297,655	217,755
Fax Machine	7,000	-	-	7,000	2,576	2,576	10%	258	4,424	4,682	2,318
Sports & Fitness Equipment	224,310	-	-	224,310	113,836	113,836	10%	11,384	110,474	121,858	102,452
Water Filter & Coolers	454,615	-	-	454,615	207,051	207,051	10%	20,705	247,564	268,269	186,346
Fire Control Equipment	840,138	-	-	840,138	751,595	751,595	10%	75,160	88,543	163,703	676,435
Telephone / EPBX Equipment	254,543	-	-	254,543	98,359	98,359	10%	9,836	156,184	166,020	88,523
Other Office Equipment	45,063	-	-	45,063	10,930	10,930	10%	1,093	34,133	35,226	9,837
Medical Equipment	88,595	34,700	-	123,295	47,529	82,229	10%	8,223	41,066	49,289	74,006
Sanitary Equipment	503,615	-	-	503,615	270,868	270,868	10%	27,087	232,747	259,834	243,781
Music Instruments	180,900	-	-	180,900	147,556	147,556	10%	14,756	33,344	48,100	132,800
CC TV Equipment	691,847	13,662	-	705,509	400,253	413,915	10%	41,392	291,594	332,986	372,523
Refrigerators	86,800	-	-	86,800	42,783	42,783	15%	6,417	44,017	50,434	36,366
Solar system equipment	231,875	-	-	231,875	182,311	182,311	15%	27,347	49,564	76,911	154,964
Building Lift	1,339,891	-	-	1,339,891	699,431	699,431	15%	104,915	640,460	745,375	594,516
Air Conditioners	1,521,545	-	₹ 7,000	1,558,545	755,191	792,191	15%	116,054	766,354	882,408	676,137
Zerex Machines	674,242	-	₹ 6,000	944,242	158,495	428,495	15%	44,024	515,747	559,771	384,471
Lab Equipment for Civil Dept	3,249,553	-	₹ 3,161	3,272,714	1,326,441	1,349,602	15%	200,703	1,923,112	2,123,815	1,148,899
New Civil Lab	4,178,096	-	-	4,178,096	2,661,114	2,661,114	15%	399,167	1,516,982	1,916,149	2,261,947
Lab Equipment for E.E.E. Dept	4,492,239	160,000	-	4,652,239	1,347,891	1,507,891	15%	228,184	3,144,348	3,370,532	1,281,707
Lab Equipment for E.C.E. Dept	3,629,282	-	₹ 7,214	3,716,496	1,293,707	1,380,921	15%	200,597	2,335,575	2,536,172	1,180,324
Lab Equipment for F.M. & H.M	997,238	-	-	997,238	136,574	136,574	15%	20,486	860,664	881,150	116,088
Lab Equipment for Physics Dept	838,924	-	-	838,924	259,912	259,912	15%	38,987	579,012	617,999	220,925
Lab Equipment for Chemistry Dept	590,982	-	-	590,982	239,481	239,481	15%	35,922	351,501	387,423	203,559
Lab Polytechnic	242,673	-	-	242,673	66,126	66,126	15%	9,919	176,547	186,466	56,207
Lab for Civil Transportation Engineering	278,800	-	-	278,800	171,218	171,218	15%	25,683	107,582	133,265	145,535
Ups & Inverter	1,826,518	85,176	₹ 4,000	1,935,694	867,876	977,052	15%	144,758	958,642	1,103,400	832,294
Generator	700,000	-	-	700,000	99,569	99,569	15%	14,935	600,431	615,366	84,634
Buses	16,300,639	-	(₹ 1,001)	16,050,638	4,163,631	3,913,630	15%	605,795	12,137,008	12,742,803	3,307,835
Innovative Classroom Teaching Equip	-	21,000	-	21,000	21,000	21,000	15%	3,150	-	3,150	17,850
Car New	2,734,857	-	-	2,734,857	2,529,743	2,529,743	5%	126,487	205,114	331,601	2,403,256
Vehicles	5,139,337	-	-	5,139,337	844,512	844,512	15%	126,677	4,294,825	4,421,502	717,835
Motorcycles (3 no's)	3,196,879	-	-	3,196,879	1,775,892	1,775,892	15%	266,384	1,420,987	1,687,371	1,509,508
Project, Medical Center, Activities Room	109,945	-	-	109,947	61,994	61,994	15%	9,299	38,953	48,252	52,695
Computers Lab Equipment	28,744,052	-	₹ 12,470	27,057,522	6,301,648	6,615,118	30%	1,937,515	20,442,404	22,379,919	4,677,603
Computer Software	1,300,000	-	₹ 3,000	1,301,719	117,659	250,659	30%	55,248	1,051,060	1,106,308	195,411
<b>Total</b>	<b>133,575,399</b>	<b>317,160,003</b>	<b>₹ 22,787</b>	<b>133,575,399</b>	<b>50,021,507</b>	<b>52,761,484</b>		<b>7,232,835</b>	<b>80,813,915</b>	<b>88,046,750</b>	<b>45,528,649</b>

**For Sarada Educational Trust**  
*(Signature)*  
Secretary

*(Signature)*  
Dadi Institute of Technology  
Engineering & Technology  
ANAKAPALLE - 531 00

**For A.V.R. & CO**  
Chartered Accountants  
Firm No. 026651  
*(Signature)*  
M. No. 026651



**DADI INSTITUTE OF ENGINEERING & TECHNOLOGY**  
**Anakapalli**

**Schedule of expenses for the year 2019 - 20**

Sl.No.	Particulars	Amount
<b>I Schedule - A : Administration Expenses :</b>		
1	Staff Salaries & Incentives (Teach & Non Teach & Technical)	66,202,299
2	Staff Transport expenses	2,553,270
3	Provident Fund employee & employer contribution	1,710,673
4	ESIC Contribution	221,539
5	Electricity Charges	1,441,657
6	Advertisement & Publicity	802,175
7	Campus Placement & Recruitment Training Exps	1,227,567
8	Library Subscription & Magazines	1,079,906
9	Labs Maintenance Exps	763,384
10	Internet Charges	386,244
11	Printing, Stationery & Xerox	324,715
12	Functions & Meetings Exps	275,303
13	Staff Welfare Exps	315,804
14	Correspondent Honorarium	240,000
15	Generator Insurance & Maintenance	39,051
16	Annual Maintenance Charges (UPS, LIFT & EPBX)	156,215
17	Telephone Expenses	132,711
18	Travelling & Conveyance Expenses	187,454
19	Workshop & Seminar Expenses	101,176
20	Scholarships & Merit Awards to Poor Students	19,350
21	Student Skill Development Work Shops	71,231
22	Audit Fee	55,000
23	Guest Lecturers Honorarium	159,070
24	Graduation Day Expenditure	114,694
25	Faculty Training & Development Prog. Exps	589,689
26	Engineer's Day Expenses	35,640
27	NBA Consultancy Charges	121,000
28	Vibrant Diet Expenses	472,040
29	Students IEEE Products & Services	161,380
30	Students Project Kits Expenses	25,000
31	Gardening / Landscaping Exps	223,422
32	Examination fee paid to JNTUK	2,430,097
33	Examination Expenses	14,800
34	Memberships & Registration Exps	381,572
35	Diet Utsav Expenditure	46,180
36	Repair & Maintenance - Electricals	14,718
37	Repairs & Maintenance - Computers	38,043
38	Repair & Maintenance - General	20,530
39	Repair & Maintenance - Lift	4,350
40	Building Upkeep, Repairs & Maintenance	97,165
41	Cleaning & Sanitation Expenses	39,060
42	Sports & Games Expenses	22,854
43	Postage, Couriers, & Revenue Stamps	10,257
44	Bank Charges / Commission	14,262
45	Fire occupancy Noc Fee	509,440
46	Mineral Water Maintenance Charges	3,330
47	Rain Harvesting Pits	5,070
48	Professional Tax - Institution & Vehicles	6,500
49	Hospitality Expenses	1,281
50	APHERMC Processing Fee	34,850
51	Miscellaneous Expenses	1,946
52	<b>Vehicles repairs &amp; maintenance :</b>	
	Toll Gate Expenses For Vehicles	10,000
	Oil & Lubricants	2,386,416
	Vehicles repairs & maintenance	670,586
	Vehicles Taxes & Insurance	1,178,372
	<b>TOTAL</b>	<b>88,150,339</b>

Sarada Educational Trust

88,150,339

*[Signature]*  
Secretary

(Certified by Chartered Accountants)

Firm No. 35

*[Signature]*  
(A.V. RAMANA)

M.No. 020051

Proprietor

*[Signature]*

PRINCIPAL

Dadi Institute of  
Engineering & Technology  
ANAKAPALLE - 531 002



DADI INSTITUTE OF ENGINEERING & TECHNOLOGY  
Anakapalle.

STATEMENT OF FIXED ASSETS & DEPRECIATION FOR THE YEAR 2019 - 20  
Schedule - 1

Description of the Item	Cost as on 01.04.19	Additions upto 01.10.19	Additions after 02.10.19	Total Cost As on 31.03.20	WDV as on 31.03.2019	Asset Value for Dep.	Rate of Dep.	Depr. For the year	Dep up to 31.03.2019	Total Depreciation	(Fig. in Rs.) WDV as on 31.03.2020
Building	14,960,724	27,800	1,165,574	16,154,098	8,182,604	9,375,978	10%	879,319	6,776,120	7,657,439	8,496,659
Borewell	73,615	-	-	73,615	39,121	39,121	10%	3,912	34,494	38,406	35,209
Furniture & Fixtures	16,564,742	-	377,454	16,942,196	8,117,918	8,495,371	10%	830,664	8,446,824	9,277,488	7,664,707
Library Books	8,270,032	(1,384,384)	272,705	7,158,353	4,204,276	3,092,597	10%	295,624	4,065,756	4,361,380	2,796,973
Electrical Equipment	6,338,244	-	98,732	6,437,037	2,820,449	2,919,242	10%	286,985	3,517,795	3,804,780	2,632,257
Audio-Visual Equipment	393,953	-	121,457	515,410	140,629	262,086	10%	20,136	253,324	273,460	241,950
Fax Machine	7,000	-	-	7,000	2,862	2,862	10%	286	4,138	4,424	2,576
Sports & Fitness Equipment	208,164	-	16,145	224,310	109,441	125,587	10%	11,751	98,723	110,474	113,836
Water Filter & Coolers	454,615	-	-	454,615	230,057	230,057	10%	23,036	224,558	247,564	207,051
Fire Control Equipment	80,210	-	759,928	840,138	32,959	792,887	10%	41,292	47,251	88,543	751,595
Telephone / EPBX Equipment	254,543	-	-	254,543	109,288	109,288	10%	10,929	145,255	156,184	98,359
Other Office Equipment	45,063	-	-	45,063	12,144	12,144	10%	1,214	32,919	34,133	10,930
Medical Equipment	88,595	-	-	88,595	52,810	52,810	10%	5,281	35,785	41,066	47,529
Sanitary Equipment	499,315	-	4,303	503,615	296,426	300,726	10%	29,858	202,869	232,747	270,868
Music Instruments	180,900	-	-	180,900	163,951	163,951	10%	16,395	16,949	33,344	147,556
Refrigerators	73,200	-	13,603	86,800	35,533	49,133	15%	6,350	37,667	44,017	42,783
Solar system equipment	231,875	-	-	231,875	214,484	214,484	15%	32,173	17,391	49,564	182,311
Building Lift	1,339,891	-	-	1,339,891	822,860	822,860	15%	123,429	517,031	640,460	699,431
Air Conditioners	1,221,545	-	300,000	1,521,545	561,989	861,989	15%	106,798	559,556	766,354	756,191
Zerox Machines	674,242	-	-	674,242	186,465	186,465	15%	27,970	487,777	515,747	158,485
Lab Equipment for Civil Dept	3,249,553	-	-	3,249,553	1,560,519	1,560,519	15%	234,078	1,689,034	1,923,112	1,326,441
Lab Equipment for E.E.E. Dept	4,007,189	-	485,050	4,492,239	1,057,906	1,542,956	15%	195,065	2,949,283	3,144,348	1,347,891
Lab Equipment for E.C.E. Dept	3,117,842	-	511,440	3,629,282	965,441	1,476,861	15%	183,174	2,152,401	2,335,575	1,293,707
Lab Equipment for F.M. & H.M	997,238	-	-	997,238	160,675	160,675	15%	24,101	836,563	860,664	136,574
Lab Equipment for Physics Dept	760,915	-	78,005	838,924	220,887	298,896	15%	38,984	540,028	579,012	259,912
Lab Equipment for Chemistry Dept	560,292	-	30,690	590,982	248,344	279,034	15%	39,553	311,948	351,501	239,481
Lab Polytechnic	242,673	-	242,673	485,346	77,795	77,795	15%	11,669	164,878	176,547	66,126
Generator	1,554,016	-	272,500	1,826,518	724,486	996,986	15%	129,110	829,532	958,642	867,876
Buses	700,000	-	-	700,000	117,140	117,140	15%	17,571	582,860	600,431	99,569
Car New	13,838,372	-	2,462,267	16,300,639	2,218,864	4,681,131	15%	517,500	11,519,508	12,137,008	4,163,631
Vehicles	5,689,337	-	2,734,857	8,424,194	2,734,857	2,734,857	15%	205,114	-	205,114	2,529,743
Vehicles (3 no's)	3,196,879	-	(550,000)	2,646,879	1,592,073	1,042,073	15%	197,561	4,097,264	4,294,825	844,512
CC TV Equipment	691,847	-	-	691,847	2,089,285	2,089,285	15%	313,393	1,107,594	1,420,987	1,775,892
New Civil lab	4,178,096	-	-	4,178,096	470,886	470,886	15%	70,633	220,961	291,594	400,253
Project, Medical Center, Activities Rc	100,947	-	-	100,947	3,130,723	3,130,723	15%	469,609	1,047,373	1,516,982	2,661,114
Lab for Civil Transportation Engine	278,800	-	-	278,800	72,934	72,934	15%	10,940	28,013	38,953	61,994
Computers Lab Equipment	21,478,997	-	5,265,065	26,744,062	201,433	201,433	15%	30,215	77,367	107,582	171,218
Computer Software	1,048,719	-	-	1,048,719	1,684,085	6,949,140	15%	647,492	19,794,912	20,442,404	6,301,646
	117,652,182	(1,356,584)	120,000	130,835,422	42,952,112	56,135,352	30%	24,711	1,026,349	1,051,060	117,659
								6,113,845	74,709,890	82,183,735	117,659

Principal  
Dadi Institute of Engineering & Technology  
ANAKAPALLE 531 002

Proprietor  
M.No:026651  
Proprietor

Secretary




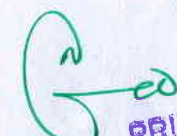
**DADI INSTITUTE OF ENGINEERING & TECHNOLOGY****Anakapalli****Schedule of expenses for the year 2018 - 19****Schedule - A**

Sl.No.	Particulars	Amount
<b>1</b>	<b>Administration Expenses :</b>	
1	Staff Salaries & Incentives	95,819,939
2	Employee Provident Fund	2,045,673
3	ESIC Contribution	213,255
4	Examination Expenses	4,705,034
5	Electricity Charges	2,193,348
6	Advertisement & Publicity	1,195,500
7	Campus Placement & Recruitment Training Exps	682,686
8	Internet Charges	653,880
9	Printing, Stationery & Xerox	637,833
10	Functions, Meetings & Seminar Exps	1,471,996
11	PMKVY Training expenses	1,066,036
12	Group Insurance Expenses	251,550
12	Generator Insurance expenses	6,862
13	Annual Maintenance Charges (UPS, LIFT & EPBX)	498,358
14	Telephone Expenses	478,446
15	Library Subscription & Magazines	470,423
16	Travelling & Conveyance Expenses	500,909
17	Workshop & Seminar Expenses	344,149
18	Scholarships & Merit Awards to Poor Students	286,000
19	APITA Students Registration Charges	142,876
20	Student Association Fund	112,140
21	Audit Fee	50,000
22	Office Maintenance	196,904
23	Building Upkeep, Repairs & Maintenance	325,693
24	Gardening / Landscaping Exps	232,828
25	Staff Welfare Exps	287,639
26	Hospitality Expenses	189,882
27	Labs Maintenance Exps	238,402
28	Miscellaneous Expenses	185,572
29	Membership & Registration Exps	147,060
30	Admissions Campaigning Charges	93,000
31	Rates, Taxes & Fees	84,658
32	Repair & Maintenance - Electricals	45,123
33	Repair & Maintenance - Generator	2,768
34	Repairs & Maintenance - Computers	139,213
35	Repairs & Maintenance - General	185,571
36	Cleaning & Sanitation Expenses	93,780
37	Sports & Games Expenses	103,142
38	Faculty Training & Development Prog. Exps	221,285
39	AFRC Application Processing Fee	67,500
40	Guest Lecturer Honorarium	240,500
41	Professional Tax	22,125
42	Transport Charges	17,940
43	Postage, Couriers, & Revenue Stamps	10,683
44	Bank Charges / Commission	8,579
	<u>Vehicles repairs &amp; maintenance :</u>	
45	Toll Gate Expenses For Vehicles	116,273
46	Oil & Lubricants	3,492,984
47	Vehicles repair & maintenance	1,977,406
48	Vehicles Tax & Insurance	978,626
	<b>TOTAL</b>	<b>123,532,026</b>

  
A.V. RAMANA  
CHARTERED ACCOUNTANT  
M.No. 026651

For Sarada Educational Trust

  
Secretary

  
PRINCIPAL  
Dadi Institute of  
Engineering & Technology  
ANAKAPALLE - 531 002



STATEMENT OF FIXED ASSETS & DEPRECIATION FOR THE YEAR 2018-19

Schedule - 1

(Fig. in Rs.)

Description of the Item	Cost as on 01.04.18	Additions upto 01.10.18	Additions after 02.10.18	Total Cost as on 31.03.19	WDV as on 31.03.2018	Asset Value for Depr.	Rate of Dep.	Depr. For the year	Dep. up to 31.03.2018	Total Depreciation	WDV as on 31.03.2019
Building	14,644,199	60,626	255,899	14,960,724	8,761,041	9,077,566	10%	894,962	5,883,158	6,778,120	8,182,604
Borewell	73,615	-	-	73,615	43,468	43,468	10%	4,347	30,147	34,494	39,121
Furniture & Fixtures	16,061,002	347,183	156,557	16,564,742	8,507,471	9,011,211	10%	893,293	7,553,531	8,446,824	8,117,918
Library Books	7,917,633	120,774	231,625	8,270,032	4,306,151	4,658,550	10%	454,274	3,611,482	4,065,756	4,204,276
Electrical Equipment	6,296,194	25,200	16,950	6,338,244	3,090,846	3,132,896	10%	312,447	3,205,346	3,517,795	2,820,449
Audio-Visual Equipment	392,004	-	1,949	393,953	194,197	156,146	10%	15,517	237,807	253,324	140,629
Fax Machine	7,000	-	-	7,000	3,180	3,180	10%	318	3,820	4,138	2,862
Sports & Fitness Equipment	157,554	-	50,610	208,164	88,179	118,789	10%	9,348	89,375	98,723	109,441
Water Filter & Coolers	454,615	-	-	454,615	255,619	255,619	10%	25,562	198,996	224,558	230,057
Fire Control Equipment	80,210	-	-	80,210	36,621	36,621	10%	3,662	43,589	47,251	32,959
Telephone / EPBX Equipment	254,543	-	-	254,543	121,431	121,431	10%	12,143	133,112	145,255	109,288
Other Office Equipment	45,063	-	-	45,063	13,493	13,493	10%	1,349	31,570	32,919	12,144
Medical Equipment	88,595	-	-	88,595	58,678	58,678	10%	5,868	29,917	35,785	52,810
Sanitary Equipment	499,315	-	-	499,315	329,362	329,362	10%	32,936	169,953	202,889	296,428
Music Instruments	57,900	-	123,000	180,900	52,335	175,335	10%	11,384	5,565	16,949	163,951
Refrigerators	73,200	-	-	73,200	41,803	41,803	15%	6,270	31,397	37,667	35,533
Solar system equipment	-	-	231,875	231,875	-	231,875	15%	17,391	-	17,391	214,484
Building Lift	1,339,891	-	-	1,339,891	968,071	968,071	15%	145,211	371,820	517,031	822,860
Air Conditioners	1,177,095	44,450	-	1,221,545	616,713	661,163	15%	99,174	560,362	659,556	561,989
Zerex Machines	674,242	-	-	674,242	219,371	219,371	15%	32,906	454,871	487,777	186,465
Lab Equipment for Civil Dept	3,059,611	2,250	187,692	3,249,553	1,629,402	1,819,344	15%	258,825	1,430,209	1,689,034	1,560,519
Lab Equipment for E.E.E. Dept	3,847,136	160,053	-	4,007,189	1,084,542	1,244,595	15%	186,889	2,762,594	2,949,283	1,057,906
Lab Equipment for E.C.E. Dept	2,741,487	300,000	76,345	3,117,842	752,732	1,129,077	15%	163,636	1,988,765	2,152,401	965,441
Lab Equipment for F.M. & H.M	997,238	-	-	997,238	189,029	189,029	15%	28,354	808,209	836,563	160,675
Lab Equipment for Physics Dept	760,915	-	-	760,915	259,867	259,867	15%	38,980	501,046	540,028	220,897
Lab Equipment for Chemistry Dept	560,292	-	-	560,292	292,170	292,170	15%	43,826	268,122	311,948	248,344
Lab Polytechinc	242,673	-	-	242,673	91,524	91,524	15%	13,729	151,149	164,878	77,795
Ups & Inverter	1,509,762	44,256	-	1,554,018	808,080	852,336	15%	127,850	701,682	829,532	724,486
Generator	700,000	-	-	700,000	137,812	137,812	15%	20,672	582,188	582,860	117,140
Buses	13,838,372	-	-	13,838,372	2,610,428	2,610,428	15%	391,554	11,227,944	11,619,508	2,218,864
Vehicles	5,689,337	-	-	5,689,337	1,873,027	1,873,027	15%	280,954	3,816,310	4,097,264	1,592,073
Vehicles - New (3 no's)	3,186,879	-	-	3,186,879	2,457,982	2,457,982	15%	368,697	738,897	1,107,594	2,089,285
CC TV Equipment:	584,438	-	107,406	691,847	437,097	544,506	15%	73,620	147,341	220,961	470,886
New Civil lab	4,178,096	-	-	4,178,096	3,683,204	3,683,204	15%	552,481	454,892	1,047,573	3,130,723
Project, Media Center, Activities Rc	100,947	-	-	100,947	85,805	85,805	15%	12,871	15,142	28,013	72,934
Lab for Civil Transportation Engine	278,800	-	-	278,800	236,980	236,980	15%	35,547	41,820	77,567	201,433
Computers & Peripherals	21,290,319	79,008	109,676	21,478,997	2,153,657	2,382,335	30%	698,250	19,096,562	19,794,912	1,684,086
Computer Software	1,048,719	-	-	1,048,719	31,957	31,957	30%	9,557	1,016,762	1,026,349	22,370
	114,918,901	118,800	1,549,413	117,652,182	46,503,325	49,236,606		6,284,484	68,415,576	74,700,070	42,952,112

For Sarada Educational Trust

Principal  
Sarada Institute of  
Engineering & Technology  
ANAKAPALLE - 531 002

Proprietor  
M.No. 026651

*Sarada*



**DADI INSTITUTE OF ENGINEERING & TECHNOLOGY**  
**Anakapalli**  
**Schedule of expenses for the year 2017 - 18**  
**Schedule - A**

Sl.No.	Particulars	Amount
1	<b>Administration Expenses :</b>	
1	Staff Salaries - Teaching staff	44,037,153
	Staff Salaries - Non Teaching	6,920,970
2	Employee Provident Fund	2,052,664
3	ESIC Contribution	52,948
4	Advertisement & Publicity	1,020,004
5	Audit Fee	45,000
6	Bank Charges / Commission	23,638
7	Building Upkeeping, Repairs & Maintainance	269,298
8	Campus Placement & Training Expenses	869,776
9	Admission Campaigning Charges	35,695
10	Annual Maintenance Charges (UPS & EPBX)	162,000
11	Electricity Charges	1,497,702
12	Examination Expenses	470,336
13	Functions & Meeting expenses	142,867
14	Garden expenses	115,694
15	Guest Lecturer Honorarium	196,552
16	Insurance Charges	228,373
17	DIET Utsav Expenditure	492,110
18	Internet & Website Maintanace Charges	392,000
19	Faculty Taining Exps.	23,965
20	Lab Consumables	326,406
21	Library Subscription & Magazines	514,935
22	Food Hospitality Exps.	113,480
23	Mineral water Charges	79,948
24	Office Maintainance	119,212
25	Research and Development Expenses	146,240
26	Gift & Prizes to Merit Students	46,725
27	Postage,Couriers, Revunue Stamps and Telegrams	27,880
28	Computer software exps	65,000
29	Printing & Stationery & Zerox	650,269
30	Professional Tax	2,500
31	Repair & Maintenance - Electricals	206,749
32	Repairs & Maintenance - Computers	120,294
33	Repairs & Maintenance - Furniture & Others	33,627
34	Repairs & Maintenance -Generator	19,530
35	Graduation Day Expenditure	39,769
36	Sports & Games Expenses	140,766
37	Staff Welfare/Medical AID	16,121
38	Lift Repair & Maintenance Charges	12,000
39	Telephone Expenses	273,333
40	Cleaning & Sanitation exps	80,945
41	Membership fee for professional bodies	259,264
42	Travelling & Converyance Expenses	208,474
43	Workshop & Seminar Expenses	33,517
44	Miscellaneous Expenses	18,339
45	NAAC Expenses	186,610
46	Campus interviews expenses	155,003
47	Rain Harvesting Pits	27,692
48	Rates, Taxes & Fee	21,870
49	Teachers Day Faculty Awards	83,000
50	Website Maintenance Charges	13,990
	<b>Vehicles repairs &amp; maintenance :</b>	
51	Toll Gate Expenses For Vehicles	106,371
52	Oil & Lubricants for Vehicles & Generator	3,356,453
53	Vehicle repairs & maintenance	1,355,945
54	Vehicle Taxes & Insurance	991,899
	<b>TOTAL</b>	<b>68,902,899</b>

*[Signature]*  
**A.V. RAMANANTH**  
**CHAMANNO: 026651**  
**M.No. 025**

For Sarada Educational Trust

*[Signature]*  
**Secretary**

**PRINCIPAL**  
**Dadi Institute of**  
**Engineering & Technology**  
**ANAKAPALLE - 531 002**



DADI INSTITUTE OF ENGINEERING & TECHNOLOGY

Anakapalle.

STATEMENT OF FIXED ASSETS & DEPRECIATION FOR THE YEAR 2017 - 18

Schedule - 1

Description of the Item	Cost as on 01.04.17	Additions upto 01.10.17	Additions after 02.10.17	Total Cost As on 31.03.18	WDV as on 31.03.2017	Rate of Dep.	Depr. For the year	Dep up to 31.03.2017	(Fig. in Rs.)	
									Total Depreciation	WDV as on 31.03.2018
Building	13,694,401	332,670	617,128	14,644,199	8,750,407	10%	939,164	4,943,994	5,883,158	8,761,041
Borewell	73,615	-	-	73,615	48,298	10%	4,830	25,317	30,147	43,463
Furniture & Fixtures	13,530,763	2,157,090	373,149	16,061,002	6,901,776	10%	924,544	6,628,987	7,553,531	8,507,471
Library Books	7,119,028	94,019	704,586	7,917,633	3,946,864	10%	439,316	3,172,164	3,611,482	4,306,151
Electrical Equipment	6,270,594	25,600	-	6,296,194	3,408,673	10%	343,427	2,861,921	3,205,348	3,090,846
Audio-Visual Equipment	392,004	-	-	392,004	171,330	10%	17,133	220,674	237,807	154,197
Fax Machine	7,000	-	-	7,000	3,533	10%	353	3,467	3,820	3,180
Sports & Fitness Equipment	157,554	-	-	157,554	75,755	10%	7,576	81,799	89,375	68,179
Water Filter & Coolers	454,615	-	-	454,615	284,021	10%	28,402	170,594	198,996	255,619
Fire Control Equipment	80,210	-	-	80,210	40,690	10%	4,069	39,520	43,589	36,621
Telephone / EPBX Equipment	254,543	-	-	254,543	134,923	10%	13,492	119,620	133,112	121,431
Other Office Equipment	45,063	-	-	45,063	14,992	10%	1,499	30,071	31,570	13,493
Medical Equipment	61,045	27,550	-	88,595	37,648	10%	6,520	23,397	29,917	58,678
Sanitary Equipment	445,805	-	-	445,805	309,475	10%	33,623	136,330	169,953	329,362
Musical Instruments	36,700	53,400	53,510	143,610	57,900	10%	5,565	52,335	57,900	52,335
Refrigerators	1,339,891	-	4,500	1,344,391	45,871	15%	4,068	27,329	31,397	41,803
Building Lift	1,665,095	-	37,500	1,702,595	1,138,907	15%	170,836	200,984	371,820	968,071
Air Conditioners	589,242	72,000	40,000	701,242	610,015	15%	105,302	455,080	560,382	616,713
Zerex Machines	2,400,321	85,000	-	2,485,321	173,083	15%	38,712	416,159	454,871	219,371
Lab Equipment for Civil Dept	3,768,136	659,230	-	4,427,366	1,257,654	15%	297,542	1,142,667	1,430,209	1,629,402
Lab Equipment for E.E.E. Dept	2,540,984	174,364	26,149	2,741,497	1,196,932	15%	191,390	2,571,204	2,762,594	1,084,542
Lab Equipment for E.C.E. Dept	997,238	-	-	997,238	682,747	15%	130,528	1,858,237	1,988,765	752,732
Lab Equipment for F.M. & H.M	714,402	46,513	-	760,915	222,387	15%	33,358	774,851	808,209	189,029
Lab Equipment for Physics Dept	534,278	26,014	-	560,292	259,213	15%	45,859	455,189	501,048	259,867
Lab Equipment for Chemistry Dept	242,673	-	-	242,673	343,729	15%	51,559	216,563	268,122	292,170
Ups & Inverter	1,497,427	-	12,335	1,509,762	107,675	15%	16,151	134,998	151,149	91,524
Generator	700,000	-	-	700,000	949,594	15%	141,514	560,168	701,682	868,080
Buses	13,838,372	-	-	13,838,372	162,132	15%	24,320	537,868	562,188	137,812
Vehicles	5,689,337	-	-	5,689,337	3,071,092	15%	450,664	10,767,280	11,227,944	2,610,426
Vehicles - New (3 nos)	3,196,879	-	-	3,196,879	2,203,561	15%	330,534	3,485,776	3,816,310	1,873,027
CC TV Equipment	513,438	-	-	513,438	2,891,743	15%	433,761	395,136	738,897	2,457,962
New Civil lab	-	2,420,458	71,000	2,491,458	436,967	15%	70,870	76,471	147,341	437,097
Project, Medical Center, Activities Rt	-	100,947	1,757,638	1,858,585	4,178,096	15%	494,892	494,892	494,892	3,683,204
Lab for Civil Transportation Engine	-	278,800	-	278,800	100,947	15%	15,142	-	15,142	85,805
Computers & Peripherals	20,852,229	60,500	377,590	21,290,319	2,614,793	30%	859,226	18,237,436	19,096,662	236,960
Computer Software	1,048,719	-	-	1,048,719	45,653	30%	13,596	1,003,066	1,016,762	2,193,657
	104,150,601	6,693,215	4,075,085	114,918,901	42,466,284		6,731,259	61,684,317	68,415,576	31,357
										46,503,325

*Go*

PRINCIPAL  
Dadi Institute of  
Engineering & Technology  
ANAKAPALLE - 531 002

For Sarada Educational Trust  
*S. Sreed*

Secretary

*POORVAMANANA*  
CHARTERED ACCOUNTANT  
M.No. 026051



DADI INSTITUTE OF ENGINEERING & TECHNOLOGY

Anakapalli

Schedule of expenses for the year 2016 - 17

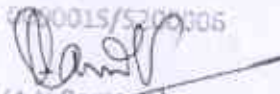
Schedule - A

Sl.No.	Particulars	Amount
1	<b>Administration Expenses :</b>	
1	Staff Salaries - Teaching staff	38,836,639
	Staff Salaries - Non Teaching	<u>7,863,204</u>
2	Employee Provident Fund	1,804,485
3	ESIC Contribution	423,713
4	Advertisement & Publicity	645,842
5	APSBTET Spot Admission Expenses	13,600
6	Audit Fee	50,000
7	Bank Charges / Commission	3,639
8	Building Upkeeping, Repairs & Maintainance	404,355
9	Campus Placement Expenses	112,016
10	Computer Software Maintenance	33,578
11	Decennial Celebrations 2006-'16 Expenditure	530,842
12	Electricity Charges	1,363,356
13	Examination Expenses	178,412
14	Functions & Meeting expenses	290,246
15	Garden expenses	274,347
16	Guest Lecturer Honorarium	38,000
17	Insurance Charges	6,642
18	Insurance - Staff & Students	41,040
19	Internet & Website Maintenance Charges	400,600
20	JNTU Staff Ratification Charges	30,000
21	Labs Equip.,Maintenance	185,535
22	Library Subscription & Magazines	209,190
23	Professional body Memberships	91,030
24	Mineral water Charges	55,264
25	Office Maintainance	183,134
26	Research and Development Expenses	70,000
27	Placement Training Charges	615,600
28	Postage,Couriers, Revunue Stamps and Telegrams	22,900
29	Printing & Stationery & Zerox	748,679
30	Professional Tax	13,000
31	Repair & Maintainance - Electricals	44,405
32	Repairs & Maintainance - Computers	42,006
33	Repairs & Maintainance -General	34,813
34	Scholarships & Merit Awards	38,200
35	Sports & Games Expenses	40,395
36	Staff Welfare/Medical AID	84,162
37	Student Campaign Charges	41,245
38	Telephone Expenses	324,616
39	Cleaning & Sanitation exps	59,790
40	Freight Charges	10,278
41	Travelling & Converyance Expenses	227,079
42	Workshop & Seminar Expenses	165,883
	<u>Vehicles repairs &amp; maintenance :</u>	
43	Toll Gate Expenses For Vehicles	77,597
44	Oil & Lubricants for Vehicles & Generator	2,783,540
45	Vehicle repairs & maintenance	989,403
46	Vehicle Taxes & Insurance	947,304
	<b>TOTAL</b>	<b>61,349,504</b>

AVR & CO

Chartered Accountants L.L.p

T.No: 000015/5200305



(A.V. Ramana)

Designated Partner

M.No: 025651

For Sarada Educational Trust



Secretary



PRINCIPAL  
Dadi Institute of  
Engineering & Technology  
ANAKAPALLE 531 002



**DADI INSTITUTE OF ENGINEERING & TECHNOLOGY**  
Anakapalle.

**STATEMENT OF FIXED ASSETS & DEPRECIATION FOR THE YEAR 2016 - 17**  
Schedule - 1

Description of the Item	Cost As on 01.04.16	Additions upto 01.10.16	Additions after 02.10.16	Total Cost As on 31.03.17	WDV as on 31.03.2016	Asset Value for Dep.	Rate of Dep.	Dep. For the year	Dep. up to 31.03.2016	Total Depreciation	(Fig. in Rs.) WDV as on 31.03.2017
Building	12,768,762	-	905,639	13,694,401	8,766,722	9,672,361	10%	921,954	4,022,040	4,943,994	8,750,407
Borewell	73,615	-	-	73,615	53,665	53,665	10%	5,367	19,950	25,317	48,296
Furniture & Fixtures	13,000,869	382,691	147,203	13,530,763	7,130,568	7,660,462	10%	759,686	5,870,301	6,628,987	6,901,776
Library Books	6,176,965	78,843	863,220	7,119,028	3,395,385	4,337,448	10%	390,584	2,781,580	3,172,164	3,946,664
Electrical Equipment	6,224,619	9,130	36,845	6,270,594	3,739,393	3,765,368	10%	376,695	2,485,226	2,861,921	3,408,673
Audio-Visual Equipment	356,004	36,000	-	392,004	154,367	190,367	10%	19,037	201,637	220,674	171,330
Fax Machine	7,000	-	-	7,000	3,926	3,926	10%	393	3,074	3,467	3,533
Sports & Fitness Equipment	157,554	-	-	157,554	84,172	84,172	10%	8,417	73,382	81,799	75,755
Water Filter & Coolers	454,615	-	-	454,615	315,579	315,579	10%	31,558	139,036	170,594	284,021
Fire Control Equipment	80,210	-	-	80,210	45,211	45,211	10%	4,521	34,999	39,520	40,690
Telephone / EPBX Equipment	226,608	-	27,935	254,543	120,428	148,363	10%	13,440	106,180	119,620	134,923
Other Office Equipment	45,063	-	-	45,063	16,658	16,658	10%	1,666	28,405	30,071	14,992
Medical Equipment	61,045	-	-	61,045	41,831	41,831	10%	4,183	19,214	23,397	37,648
Sanitary Equipment	320,661	-	125,144	445,805	211,765	336,909	10%	27,434	108,896	136,330	309,475
Refrigerators	35,700	-	-	35,700	9,848	9,848	15%	1,477	25,852	27,329	8,371
Building Lift	1,339,891	44,000	-	1,389,891	1,339,891	1,339,891	15%	200,984	-	200,984	1,138,907
Air Conditioners	1,021,095	-	-	1,065,095	673,665	717,665	15%	107,650	347,430	455,080	610,015
Zerox Machines	589,242	-	-	589,242	203,627	203,627	15%	30,544	385,615	416,159	173,083
Lab Equipment for Civil Dept	2,288,196	-	112,125	2,400,321	1,357,575	1,469,700	15%	212,046	930,621	1,142,667	1,257,654
Lab Equipment for E.E.E. Dept	3,465,981	-	302,155	3,768,136	1,079,340	1,381,495	15%	184,563	2,386,641	2,571,204	1,196,932
Lab Equipment for E.C.E. Dept	2,540,984	-	-	2,540,984	803,232	803,232	15%	120,485	1,737,752	1,858,237	682,747
Lab Equipment for F.M. & H.M	997,238	-	-	997,238	261,632	261,632	15%	39,245	735,606	774,851	222,387
Lab Equipment for Physics Dept	714,402	-	-	714,402	304,956	304,956	15%	45,743	409,446	455,189	259,213
Lab Equipment for Chemistry Dept	534,278	-	-	534,278	373,782	373,782	15%	56,067	160,496	216,563	317,715
Lab Polytechnic	242,673	-	-	242,673	126,676	126,676	15%	19,001	115,997	134,998	107,675
Ups & Inverter	1,168,015	316,937	10,475	1,497,427	772,321	1,101,733	15%	164,474	385,694	560,168	937,259
Generator	700,000	-	-	700,000	190,743	190,743	15%	28,611	509,257	537,868	162,132
Buses	13,838,372	-	-	13,838,372	3,613,050	3,613,050	15%	541,958	10,225,322	10,767,280	3,071,092
Vehicles	6,521,337	(832,000)	-	5,689,337	3,424,425	2,592,425	15%	368,864	3,096,912	3,465,776	2,203,561
Vehicles - New (3 no's)	-	871,599	2,325,280	3,196,879	-	3,196,879	15%	305,136	-	305,136	2,891,743
CC TV Equipment	-	506,174	7,264	513,438	-	513,438	15%	76,471	-	76,471	436,967
Computers & Peripherals	18,276,760	2,354,849	220,620	20,852,229	11,112,674	13,688,143	30%	1,073,350	17,164,086	18,237,436	2,614,793
Computer Software	1,048,719	-	-	1,048,719	65,219	65,219	30%	19,566	983,500	1,003,066	45,653
<b>Total</b>	<b>95,296,473</b>	<b>3,770,223</b>	<b>5,083,905</b>	<b>104,150,601</b>	<b>37,192,326</b>	<b>48,646,454</b>		<b>6,180,170</b>	<b>55,504,147</b>	<b>61,684,317</b>	<b>42,465,204</b>

For Sarada Educational Trust

*Sarada*  
Secretary

Director  
M. No. 06531