



**DADI INSTITUTE OF ENGINEERING & TECHNOLOGY**  
Anakapalle

**RECEIPTS & PAYMENTS ACCOUNT**  
FOR THE YEAR 2020 - 21

RECEIPTS	AMOUNT Rs.	PAYMENTS	AMOUNT Rs.
<b>Opening Balances :</b>			
Cash in hand	31,127	Administrative Expenses [ As per Sch - A ]	101,107,838
<b>Bank Accounts :</b>		Affiliation & Recognition exps [ As per Sch - C ]	2,573,089
HDFC Bank A/c No 023	469,133	Financial Charges [ As per Sch - B ]	4,516,953
I.O.B. CD A/C No 111	17,527	Fixed Assets additions (As per sch - 1)	2,739,977
KML Coop Bank A/c CD - 01	57,211		
ICICI Bank A/c No 60	49,202	Donation paid to CM Relief Fund (Covod-19)	532,260
	593,073		
<b>Fees Income :</b>			
- Tuition Fee	96,665,000	Secured Loans repaid to HDFC Bank	10,889,342
- Special Fee	6,396,000	Unsecured Loans repaid (thr' bank)	1,129,615
- JNTU Registration & Infrastructure	4,168,500	Advance repaid to D Atchutha	3,200,000
- Affiliation Fee	404,400	Advance repaid to D Ratnakar	2,266,000
- Bus Fee	3,194,851	Loan repaid to M Ratna Kumari	303,750
	110,828,751	Loan repaid to P Nirmala Devi	3,036,000
<b>Other Incomes :</b>		Loan repaid to Malla Seetharamulu	2,108,000
Miscellaneous Fees Receipts	39,584	Canteen security deposit returned	350,000
R & D Consultancy receipts	25,160	Repaid to Sundry Creditors	927,802
Examination receipts	190,951	General advances	305
Interest from Bank deposits	302,799	TDS (FY 20-21)	3,767
	558,494	Tuition Fee receivable	101,650,938
<b>Loans &amp; Advances thr Bank :</b>		Advance to Sarada Educational Trust	51,258,913
Unsecured Loans received (thr' bank)	2,673,566		
Advance from Smt D.Atchutha	2,500,000	<b>Closing Balances :</b>	
Advance from Sri D.Ratnakar	1,500,000	Cash in hand	28,456
		<b>Bank Accounts :</b>	
Tuition Fee receivable (FY 2019 - 20)	70,853,688	HDFC Bank A/c No 023	115,758
Canteen Security Deposit	750,000	I.O.B. CD A/C No 111	17,255
JVD Refund Tuition Fee (SCH)	25,500	KML Coop Bank A/c CD - 01	83,467
Provisions / Outstanding Exps payable	32,039,677	ICICI Bank A/c No 60	50,721
		HDFC Bank O.D A/c 20505	(11,865,990)
Advance from Sarada Ed Trust	14,655,807		(11,598,788)
New Loan / Interest accrued from HDFC Bank	11,681,078		
<b>Transfer from Sarada Educational Trust towards</b>			
HDFC Term Loan - 82859273	9,031,022		
HDFC Term Loan A/c 84198249	19,302,432		
	28,333,454		
	277,024,215		

For **AVR & CO**  
CHARTERED ACCOUNTANTS  
Firm Reg. No. 0190035  
  
(A.V. RAMESH)  
M.No. 026651  
Proprietor

For Sarada Educational Trust  
  
Secretary


PRINCIPAL  
Dadi Institute of  
Engineering & Technology  
ANAKAPALLE 531 002


**DADI INSTITUTE OF ENGINEERING & TECHNOLOGY**

Anakapalle

**INCOME & EXPENDITURE ACCOUNT  
FOR THE YEAR 2020 - 21**

EXPENDITURE	AMOUNT Rs.	INCOME	AMOUNT Rs.
Administrative Expenses [ As per Sch - A ]	101,107,838	<b>Fees Income :</b>	
		- Tuition Fee	96,665,000
Affiliation & Recognition exps [ As per Sch - C ]	2,573,089	- Special Fee	6,396,000
		- JNTU Registration & Infrastructure F	4,168,500
Financial Charges [ As per Sch - B ]	4,516,953	- Affiliation Fee	404,400
		- Bus Fee	<u>3,194,851</u>
Depreciation (As per Schedule - 1)	7,232,835		110,828,751
		<b>Other Incomes :</b>	
		Miscellaneous Fees Receipts	39,584
		R & D Consultancy receipts	25,160
		Examination receipts	190,951
		Interest from Bank deposits	<u>302,799</u>
<b>Excess of income over expenditure</b>	<b>(4,043,470)</b>		558,494
	<u>111,387,245</u>		<u>111,387,245</u>

**For AVR & CO**  
**CHARTERED ACCOUNTANTS**  
 Firm No. 190036  
  
**(A.V. RABIANA)**  
**M.No. 026651**  
**Proprietor**

**For Sarada Educational Trust**  
  
**Secretary**

  
**PRINCIPAL**  
**Dadi Institute of**  
**Engineering & Technology**  
**ANAKAPALLE 531 002.**

**DADI INSTITUTE OF ENGINEERING & TECHNOLOGY**  
Anakapalle


**BALANCE SHEET AS 31.03.2021.**

LIABILITIES	AMOUNT Rs.	ASSETS	AMOUNT Rs.
<b>General Fund :</b>		<b>Fixed Assets :</b>	
Opening Balance	147,878,608	Gross Block	52,761,484
(+) Surplus	<u>(4,043,470)</u>	(-) Depreciation	<u>7,232,835</u>
	143,835,138	Net Block	45,528,649
(-) Donation to CM Relief Fund	532,260		
(-) TDS W/O	<u>45,790</u>		
	143,257,087	<b>Current Assets :</b>	
<b>Secured Loans :</b>		<b>Other Deposits :</b>	
Loans from Bank	33,228,031	Gas Cylinder deposit	3,400
Bank Overdraft in HDFC Bank	11,865,990	Electricity Deposit	<u>168,205</u>
			171,605
<b>Loans &amp; Advances :</b>		<b>Advances :</b>	
Loan from M Ratna Kumari	5,033,750	Sarada Ed. Trust (Op.Bal)	72,893,581
Unsecured Loans (thr bank)	2,668,951	(+) During the year	<u>51,258,913</u>
Advance from Sri D.Ratnakar	1,500,000		124,152,493
Advance from Smt D.Atchuta	<u>3,700,000</u>	(-) Recovered	<u>14,655,807</u>
	12,902,701		109,496,686
Advance from Promoters (Op.Bal)	466,000	<b>Other current Assets :</b>	
<b>Other current liabilities :</b>		Tuition fee receivable	84,722,062
Sundry Creditors	1,172,984	Tuition Fee receivable (19-20)	6,201,850
Advance for exam cell	358,461	Tuition fee receivable (Old)	17,307,400
Advance Tuition Fees	260,650	Affiliation Fee receivable	135,775
Canteen Security Deposit	600,000	JNTU Registration & Infr fee	2,457,063
JVD Refund Tuition Fee (SCH)	25,500	Special Fee receivable	<u>2,785,200</u>
Examination Deposit	60,000	General advances	113,586
Provisions / Outstanding Expenses	65,021,896	TDS (FY 20-21)	3,767
		<b>Closing Balances :</b>	
		Cash in hand	28,456
		<b>Cash at Banks :</b>	
		HDFC Bank A/c No 023	115,758
		I.O.B. CD A/c No 111	17,255
		KML Coop Bank A/c CD - 01	83,467
		ICICI Bank A/c No 60	<u>50,721</u>
			267,202
	<u>269,219,300</u>		<u>269,219,300</u>

For Sarada Educational Trust

  
Secretary

For AVR & CO  
CHARTERED ACCOUNTANTS  
Firm Reg. No. 190035

  
(A.V. RAMANA)  
M.No. 026651  
Proprietor

  
PRINCIPAL  
Dadi Institute of  
Engineering & Technology  
ANAKAPALLE - 531 002



**DADI INSTITUTE OF ENGINEERING & TECHNOLOGY**

Anakapalli

**Schedule of expenses for the year 2020 - 21**

Sl.No.	Particulars	Amount
<b>I Schedule - A : Administration Expenses :</b>		
1	Staff Salaries & Incentives (Teach & Non Teach & Technical)	84,081,238
2	Staff Transport expenses	1,022,835
3	Staff & Students Insurance Charges	292,844
4	EPF Contribution / Exps	174,331
5	ESIC Contribution	164,489
6	Electricity Charges	1,282,635
7	Advertisement & Publicity	365,496
8	Campus Placement Expenses	449,420
9	Recruitment Training Exps	853,500
10	Library Subscription & Magazines	1,432,918
11	Labs Maintenance Exps	634,817
12	Internet Charges	225,736
13	Printing, Stationery & Xerox	123,009
14	Functions & Meetings Exps	28,844
15	Staff Welfare Exps	260,814
16	Insurance Charges	594
	Building Insurance charges	109,951
17	Annual Maintenance Charges (UPS, LIFT & EPBX)	111,215
18	Telephone Expenses	136,054
19	Travelling & Conveyance Expenses	13,627
20	Workshop & Seminar Expenses	424,100
21	Scholarships & Merit Awards to Poor Students	320,000
22	Personality Development Work Shops	25,000
23	Guest Lecturers Honorarium	531,000
24	Graduation Day Expenditure	107,155
25	Placement Training Expenses	26,352
26	Rates, Taxes & Fees	3,080
27	Gardening / Landscaping Exps	136,647
28	Examination fee paid to JNTUK	2,479,515
29	Examination (Internal) Expenses	556,717
30	Memberships & Registration Exps	126,511
31	Repair & Maintenance - Electricals	154,920
32	Repairs & Maintenance - Computers	100,221
33	Repairs & Maintenance - General	143,445
34	Repairs & Maintenance - Generator	116,800
35	Computer Software Expenses	41,093
36	Repair & Maintenance - Lift	52,450
37	Building Upkeep, Repairs & Maintenance	76,869
38	Sports & Games Expenses	235,982
39	Postage, Couriers, & Revenue Stamps	144,285
40	Bank Charges / Commission	11,019
41	Mineral Water Maintenance Charges	204,817
42	Professional Tax - Institution & Vehicles	2,500
43	Professional Tax Late Payment Charges	13,375
44	Hospitality Expenses	4,928
45	International Women's day Expenses	16,775
46	Medical Expenses	104,800
47	Transport Charges	7,286
48	Web Site Maintenance Charges	97,940
49	Miscellaneous Expenses	1,540
50	Office maintenance exps	32,576
51	APHERMC Processing Fee	55,000
	Oil & Lubricants for Generator	256,115
	Vehicles repairs & maintenance :	
	Toll Gate Expenses For Vehicles	43,700
	Oil & Lubricants for Students	1,415,222
	Vehicles repairs & maintenance	463,036
	Vehicles Taxes & Insurance	711,703
	<b>TOTAL</b>	<b>101,107,838</b>

For AVR & C<sup>52</sup>

CHARTERED ACCOUNTANT

Firm Reg. No. 019003S

(A. Srinivas)

M.No. 026651

Proprietor

For Sarada Educational Trust

  
Secretary

PRINCIPAL  
Dadi Institute of  
Engineering & Technology  
ANAKAPALLE - 531 002



DADI INSTITUTE OF ENGINEERING & TECHNOLOGY  
Anakapalle.

STATEMENT OF FIXED ASSETS & DEPRECIATION FOR THE YEAR 2020 - 21  
Schedule - 1

Description of the Item	Cost as on 01.04.20	Additions upto 01.10.20	Acquisitions after 01.10.20	Total Cost As on 31.03.21	WDV as on 31.03.2020	Asset Value for Depn.	Rate of Depn.	Depr. For the year	Depn up to 31.03.2020	Total Depreciation	WDV as on 31.03.2021
Building	16,154,098	-	₹ 5,317	16,839,415	8,496,659	9,181,976	10%	883,932	7,857,439	8,541,371	8,298,044
Borewell	73,615	-	-	73,615	35,209	35,209	10%	3,521	38,406	41,927	31,688
Furniture & Fixtures	16,942,195	-	₹ 1,147	17,920,342	7,684,707	8,642,854	10%	815,378	9,277,488	10,092,866	7,827,476
Library Books	7,158,353	2,652	₹ 2,679	7,253,684	2,796,973	2,892,304	10%	284,596	4,361,380	4,645,976	2,607,708
Electrical Equipment	6,437,037	-	₹ 800	6,465,837	2,632,257	2,661,057	10%	264,866	3,804,780	4,069,446	2,396,391
Audio-Visual Equipment	515,410	-	-	515,410	241,950	241,950	10%	24,195	273,460	297,655	217,755
Fax Machine	7,000	-	-	7,000	2,576	2,576	10%	258	4,424	4,582	2,318
Sports & Fitness Equipment	224,310	-	-	224,310	113,836	113,836	10%	11,384	110,474	121,858	102,452
Water Filter & Coolers	454,615	-	-	454,615	207,051	207,051	10%	20,705	247,564	268,269	186,346
Fire Control Equipment	840,138	-	-	840,138	751,595	751,595	10%	75,160	88,543	163,703	676,435
Telephone / EPBX Equipment	254,543	-	-	254,543	98,359	98,359	10%	9,836	156,184	166,020	88,523
Other Office Equipment	45,063	-	-	45,063	10,930	10,930	10%	1,093	34,133	35,226	9,837
Medical Equipment	88,595	34,700	-	123,295	47,529	82,229	10%	8,223	41,066	49,289	74,006
Sanitary Equipment	503,615	-	-	503,615	270,868	270,868	10%	27,087	232,747	259,834	243,781
Music Instruments	180,900	-	-	180,900	147,556	147,556	10%	14,756	33,344	48,100	132,800
CC TV Equipment	691,847	13,662	-	705,509	400,253	413,915	10%	41,392	291,594	332,986	372,523
Refrigerators	86,800	-	-	86,800	42,783	42,783	15%	6,417	44,017	50,434	36,366
Solar system equipment	231,875	-	-	231,875	182,311	182,311	15%	27,347	49,564	76,911	154,964
Building Lift	1,339,891	-	-	1,339,891	699,431	699,431	15%	104,915	640,460	745,375	594,516
Air Conditioners	1,521,545	-	₹ 7,000	1,558,545	755,191	792,191	15%	116,054	766,354	882,408	676,137
Zerex Machines	674,242	-	₹ 6,000	944,242	158,495	428,495	15%	44,024	515,747	559,771	384,471
Lab Equipment for Civil Dept	3,249,553	-	₹ 3,161	3,272,714	1,326,441	1,349,602	15%	200,703	1,923,112	2,123,815	1,148,899
New Civil Lab	4,178,096	-	-	4,178,096	2,661,114	2,661,114	15%	399,167	1,516,982	1,916,149	2,261,947
Lab Equipment for E.E.E. Dept	4,492,239	160,000	-	4,652,239	1,347,891	1,507,891	15%	226,184	3,144,348	3,370,532	1,281,707
Lab Equipment for E.C.E. Dept	3,629,282	-	₹ 7,214	3,716,496	1,293,707	1,380,921	15%	200,597	2,335,575	2,536,172	1,180,324
Lab Equipment for F.M. & H.M	997,238	-	-	997,238	136,574	136,574	15%	20,486	860,664	881,150	116,088
Lab Equipment for Physics Dept	838,924	-	-	838,924	259,912	259,912	15%	38,987	579,012	617,999	220,925
Lab Equipment for Chemistry Dept	590,982	-	-	590,982	239,481	239,481	15%	35,922	351,501	387,423	203,559
Lab Polytechnic	242,673	-	-	242,673	66,126	66,126	15%	9,919	176,547	186,466	56,207
Lab for Civil Transportation Engineering	278,800	-	-	278,800	171,218	171,218	15%	25,683	107,582	133,265	145,535
Ups & Inverter	1,826,518	85,176	₹ 4,000	1,935,694	867,876	977,052	15%	144,758	958,642	1,103,400	832,294
Generator	700,000	-	-	700,000	99,569	99,569	15%	14,935	600,431	615,366	84,634
Buses	16,300,639	-	(₹ 1,001)	16,050,638	4,163,631	3,913,630	15%	605,795	12,137,008	12,742,803	3,307,835
Innovative Classroom Teaching Equip	-	21,000	-	21,000	21,000	21,000	15%	3,150	-	3,150	17,850
Car New	2,734,857	-	-	2,734,857	2,529,743	2,529,743	5%	126,487	205,114	331,601	2,403,256
Vehicles	5,199,337	-	-	5,199,337	844,512	844,512	15%	126,677	4,294,825	4,421,502	717,835
Vehicles (3 no's)	3,196,879	-	-	3,196,879	1,775,892	1,775,892	15%	266,384	1,420,987	1,687,371	1,509,508
Project, Medical Center, Activities Room	109,945	-	-	109,947	61,994	61,994	15%	9,299	38,953	48,252	52,695
Computers Lab Equipment	28,744,052	-	₹ 12,470	27,057,522	6,301,648	6,615,118	30%	1,937,515	20,442,404	22,379,919	4,677,603
Computer Software	16,300,639	-	₹ 3,000	1,301,719	117,659	250,659	30%	55,248	1,051,060	1,106,308	195,411
				133,575,399	50,021,507	52,761,484		7,232,835	80,813,915	88,046,750	45,528,649

For Sarada Educational Trust  
Secretary  
Dadi Institute of Technology  
Engineering & Technology

For A.V.R. & CO  
CHARTERED ACCOUNTANTS  
Firm No. 026651  
M. No. 026651



**DADI INSTITUTE OF ENGINEERING & TECHNOLOGY**  
Anakapalle

**RECEIPTS & PAYMENTS ACCOUNT**  
**FOR THE YEAR 2019 - 20**

RECEIPTS	AMOUNT Rs.	PAYMENTS	AMOUNT Rs.
<b>Opening Balances :</b>			
Cash in hand		Administrative Expenses [ As per Sch - A ]	88,150,339
<b>Bank Accounts :</b>		Affiliation & Recognition exps [ As per Sch - C ]	2,587,388
Bank of India CD A/c No...42	24,594	Financial Charges [ As per Sch - B ]	2,762,883
HDFC Bank A/c No 023	279,985	Fixed Assets additions (As per sch - 1)	13,183,241
I.O.B. CD A/C No 111	17,763		
KML Coop Bank A/c CD - 01	31,048	HDFC Bank loan repaid A/c No 42228798	112,387
ICICI Bank A/c No 60	96,760	HDFC Bank loan repaid A/c No 45234517	302,128
	450,149	HDFC Bank loan repaid A/c No 44493234	276,550
<b>Fees Income :</b>		Vehicle Loan repaid to HDFC Bank No 67745902	757,620
- Tuition Fee	94,640,925	Bus Loan repaid to HDFC Bank No 67964211	622,620
- Special Fee	5,970,500	Loan repaid to Pentakota Nirmala Devi	9,000
- JNTU Registration & Infrastructure Fe	2,693,650	Advance repaid to D.Atchuta	2,100,000
- Affiliation Fee	452,900	Sarada Ed. Trust Advance	17,860,000
- Bus Fee	6,344,923	Canteen security deposit returned	100,000
	110,102,898	Loans & Advances (thr' Bank)	500,000
<b>Other Incomes :</b>		Advance repaid to Examination cell	700,000
Miscellaneous Receipts	225,523	Outstanding Expenses paid	14,754,681
R & D Consultancy receipts	21,400	Salary advances to staff	63,520
Examination receipts	546,423	Tuition fee receivable	45,568,475
E-Waste Management Income	40,141	Electricity Deposit	13,450
Interest from electricity deposit	14,944	TDS (FY 2019-20)	21,411
Interest from Bank deposits	89,087	TCS (FY 2019-20)	24,379
	937,518	<b>Closing Balances :</b>	
<b>Loans &amp; Advances thr Bank :</b>		Cash in hand	31,127
Vehicle Loan from HDFC Bank No 67745902	3,245,009	<b>Bank Accounts :</b>	
Bus Loan from HIDI-C Bank No 67964211	2,238,072	HDFC Bank A/c No 023	469,133
Loan from Smt Maddila Ratna Kumari	2,292,500	I.O.B. CD A/C No 111	17,527
Loan from Sri Malla Seetharamulu	72,000	KML Coop Bank A/c CD - 01	57,211
Loans & Advances received (thr Bank)	1,625,000	ICICI Bank A/c No 60	49,202
			593,072
Advance from Sri D.Ratnakar	900,000		
Advance from Smt D.Atchuta	1,000,000		
Sundry Creditors	976,585		
Advance from Sarada Ed Trust	33,973,959		
Salary advance recovered	87,520		
Advance tuition fees	170,650		
General advance	8,315		
Provisions / Outstanding Exps	32,982,219		
	191,094,272		

For AVR & CO  
(CHARTERED ACCOUNTANTS)  
Firm Reg. No. 35

(A.V.RAMANA)  
M.No:026651  
Proprietor

For Sarada Educational Trust 191,094,272

*[Signature]*  
Secretary

**PRINCIPAL**  
**Dadi Institute of**  
**Engineering & Technology**  
**ANAKAPALLE 531 602**





**DADI INSTITUTE OF ENGINEERING & TECHNOLOGY**  
Anakapalle

**INCOME & EXPENDITURE ACCOUNT**  
**FOR THE YEAR 2019 - 20**

EXPENDITURE	AMOUNT Rs.	INCOME	AMOUNT Rs.
Administrative Expenses [As per Sch - A]	88,150,339	<u>Fees Income :</u>	
Affiliation & Recognition exps [As per Sch - C]	2,587,388	- Tuition Fee	94,640,925
Financial Charges [As per Sch - B]	2,762,883	- Special Fee	5,970,500
Depreciation (As per Schedule - 1)	6,113,845	- JNTU Registration & Infrastructure	2,693,650
		- Affiliation Fee	452,900
		- Bus Fee	<u>6,344,923</u>
			110,102,898
		<u>Other Incomes :</u>	
		Miscellaneous Receipts	225,523
		R & D Consultancy receipts	21,400
		Examination receipts	546,423
		E-Waste Management Income	40,141
		Interest from electricity deposit	14,944
		Interest from Bank deposits	<u>89,087</u>
			937,518
<b>Excess of income over expenditure</b>	<b>11,425,961</b>		

111,040,416

For AVR & CO  
(CHARTERED ACCOUNTANTS)  
Firm Reg. No. 11703S  
  
(A.V. RAMANA)  
M.No:026651  
Proprietor

For Sarada Educational Trust 111,040,416  
  
Secretary

  
**PRINCIPAL**  
**Dadi Institute of**  
**Engineering & Technology**  
**ANAKAPALLE 531 502**



**DADI INSTITUTE OF ENGINEERING & TECHNOLOGY**  
Anakapalle

**BALANCE SHEET AS 31.03.2020.**

LIABILITIES		AMOUNT	ASSETS		AMOUNT
		Rs.			Rs.
<b>General Fund :</b>					
Opening Balance	136,454,552		<b>Fixed Assets :</b>		
(+) Surplus	11,425,961		Gross Block	56,135,352	
	147,880,513		(-) Depreciation	6,113,845	
(-) TDS (FY 18-19)	1,905	147,878,609	Net Block	50,021,507	50,021,507
<b>Secured Loans :</b>					
<u>Loan from HDFC Bank A/c 28798</u>					
Opening balance	112,387		<b>Current Assets :</b>		
(+) Interest accrued	3,185		<b>Other Deposits :</b>		
	115,572		Gas Cylinder deposit	3,400	
(-) Repaid	115,572		Electricity Deposit	168,205	171,605
<u>Loan from HDFC Bank A/c 34517</u>					
Opening balance	302,128		<b>Advances :</b>		
(+) Interest accrued	14,309		Sarada Ed. Trust (Op.Bal)	89,007,540	
	316,437		(+) During the year	17,860,000	
(-) Repaid	316,437			106,867,540	
<u>Loan from HDFC Bank A/c 93234</u>					
Opening balance	276,550		(-) Recovered	33,973,959	72,893,581
(+) Interest accrued	12,380		<b>Other current Assets :</b>		
	288,930		General advances		113,281
(-) Repaid	288,930		Tuition fee receivable		82,812,100
<u>Vehicle Loan from HDFC Bank No 67745902</u>					
		2,487,389	T.D.S. (FY 19-20)		21,411
<u>Bus Loan from HDFC Bank No 67964211</u>					
		1,615,452	<b>Closing Balances :</b>		
<u>Unsecured Loans (thr bank) :</u>					
<u>[ with interest payable ]</u>					
Maddila Ratna Kumari	5,337,500		Cash in hand		31,127
Smt. Pentakota Nirmala Devi	3,036,000		<b>Cash at Banks :</b>		
Sri Malla Seetharamulu	2,108,000		HDFC Bank A/c No 023	469,133	
Loans & Advances (thr Bank)	1,125,000	11,006,500	I.O.B. CD A/C No 111	17,527	
<u>Promoters Advances :</u>					
Sri D.Ratnakar (OB)	1,366,000		KML Coop Bank A/c CD - 01	57,211	
(+) Received	900,000	2,266,000	ICICI Bank A/c No 60	49,202	593,072
Advance from Smt D.Atchuta		4,400,000			
Advance from Promoters (Op.Bal)		466,000			
<b>Other current liabilities :</b>					
Advance for Exam cell (OB)	1,058,461				
(-) Repaid during the year	700,000	358,461			
Sundry Creditors		2,100,784			
Advance tuition fee		260,650			
Canteen Security Deposit		200,000			
Examination Deposit (OB)		60,000			
Provisions / Outstanding Expenses		32,982,219			
		<u>206,682,065</u>			

For **AVR & CO**  
(CHARTERED ACCOUNTANTS)  
Firm Reg No: 300 3S  
*(Signature)*  
(A.V.RAMANA)  
M.No:026651  
Proprietor

For **Sarada Educational Trust** 206,657,685  
24,379  
*(Signature)*  
Secretary

*(Signature)*  
**PRINCIPAL**  
Dadi Institute of  
Engineering & Technology  
ANAKAPALLE - 531 002



**DADI INSTITUTE OF ENGINEERING & TECHNOLOGY**  
**Anakapalli**

**Schedule of expenses for the year 2019 - 20**

Sl.No.	Particulars	Amount
<b>I Schedule - A : Administration Expenses :</b>		
1	Staff Salaries & Incentives (Teach & Non Teach & Technical)	66,202,299
2	Staff Transport expenses	2,553,270
3	Provident Fund employee & employer contribution	1,710,673
4	ESIC Contribution	221,539
5	Electricity Charges	1,441,657
6	Advertisement & Publicity	802,175
7	Campus Placement & Recruitment Training Exps	1,227,567
8	Library Subscription & Magazines	1,079,906
9	Labs Maintenance Exps	763,384
10	Internet Charges	386,244
11	Printing, Stationery & Xerox	324,715
12	Functions & Meetings Exps	275,303
13	Staff Welfare Exps	315,804
14	Correspondent Honorarium	240,000
15	Generator Insurance & Maintenance	39,051
16	Annual Maintenance Charges (UPS, LIFT & EPBX)	156,215
17	Telephone Expenses	132,711
18	Travelling & Conveyance Expenses	187,454
19	Workshop & Seminar Expenses	101,176
20	Scholarships & Merit Awards to Poor Students	19,350
21	Student Skill Development Work Shops	71,231
22	Audit Fee	55,000
23	Guest Lecturers Honorarium	159,070
24	Graduation Day Expenditure	114,694
25	Faculty Training & Development Prog. Exps	589,689
26	Engineer's Day Expenses	35,640
27	NBA Consultancy Charges	121,000
28	Vibrant Diet Expenses	472,040
29	Students IEEE Products & Services	161,380
30	Students Project Kits Expenses	25,000
31	Gardening / Landscaping Exps	223,422
32	Examination fee paid to JNTUK	2,430,097
33	Examination Expenses	14,800
34	Memberships & Registration Exps	381,572
35	Diet Utsav Expenditure	46,180
36	Repair & Maintenance - Electricals	14,718
37	Repairs & Maintenance - Computers	38,043
38	Repair & Maintenance - General	20,530
39	Repair & Maintenance - Lift	4,350
40	Building Upkeep, Repairs & Maintenance	97,165
41	Cleaning & Sanitation Expenses	39,060
42	Sports & Games Expenses	22,854
43	Postage, Couriers, & Revenue Stamps	10,257
44	Bank Charges / Commission	14,262
45	Fire occupancy Noc Fee	509,440
46	Mineral Water Maintenance Charges	3,330
47	Rain Harvesting Pits	5,070
48	Professional Tax - Institution & Vehicles	6,500
49	Hospitality Expenses	1,281
50	APHERMC Processing Fee	34,850
51	Miscellaneous Expenses	1,946
52	<b>Vehicles repairs &amp; maintenance :</b>	
	Toll Gate Expenses For Vehicles	10,000
	Oil & Lubricants	2,386,416
	Vehicles repairs & maintenance	670,586
	Vehicles Taxes & Insurance	1,178,372
	<b>TOTAL</b>	<b>88,150,339</b>

Sarada Educational Trust

88,150,339

*[Signature]*  
Secretary

(A.V. RAMANA)

Firm No. 35

(A.V. RAMANA)

M.No. 020051

Proprietor

*[Signature]*

PRINCIPAL

Dadi Institute of  
Engineering & Technology  
ANAKAPALLE - 531 002



DADI INSTITUTE OF ENGINEERING & TECHNOLOGY  
Anakapalle.

STATEMENT OF FIXED ASSETS & DEPRECIATION FOR THE YEAR 2019 - 20  
Schedule - 1

Description of the Item	Cost as on 01.04.19	Additions upto 01.10.19	Additions after 02.10.19	Total Cost As on 31.03.20	WDV as on 31.03.2019	Asset Value for Dep.	Rate of Dep.	Depr. For the year	Dep up to 31.03.2019	Total Depreciation	WDV as on 31.03.2020
Building	14,960,724	27,800	1,165,574	16,154,098	8,182,604	9,375,978	10%	879,319	6,776,120	7,657,439	8,496,659
Borewell	73,615	-	-	73,615	39,121	39,121	10%	3,912	34,494	38,406	35,209
Furniture & Fixtures	16,564,742	-	377,454	16,942,195	8,117,918	8,495,371	10%	830,664	8,446,824	9,277,488	7,664,707
Library Books	8,270,032	(1,384,384)	272,705	7,158,353	4,204,276	3,092,597	10%	295,624	4,065,756	4,361,380	2,796,973
Electrical Equipment	6,338,244	-	98,732	6,437,037	2,820,449	2,919,242	10%	286,985	3,517,795	3,804,780	2,632,257
Audio-Visual Equipment	393,953	-	121,457	515,410	140,629	262,086	10%	20,136	253,324	273,460	241,950
Fax Machine	7,000	-	-	7,000	2,862	2,862	10%	286	4,138	4,424	2,576
Sports & Fitness Equipment	208,164	-	16,145	224,310	109,441	125,587	10%	11,751	98,723	110,474	113,836
Water Filter & Coolers	454,615	-	-	454,615	230,057	230,057	10%	23,036	224,558	247,564	207,051
Fire Control Equipment	80,210	-	759,928	840,138	32,959	792,887	10%	41,292	47,251	88,543	751,595
Telephone / EPBX Equipment	254,543	-	-	254,543	109,288	109,288	10%	10,929	145,255	156,184	98,359
Other Office Equipment	45,063	-	-	45,063	12,144	12,144	10%	1,214	32,919	34,133	10,930
Medical Equipment	88,595	-	-	88,595	52,810	52,810	10%	5,281	35,785	41,066	47,529
Sanitary Equipment	499,315	-	4,303	503,615	296,426	300,726	10%	29,858	202,869	232,747	270,868
Music Instruments	180,900	-	-	180,900	163,951	163,951	10%	16,395	16,949	33,344	147,556
Refrigerators	73,200	-	13,603	86,800	35,533	49,133	15%	6,350	37,667	44,017	42,783
Solar system equipment	231,875	-	-	231,875	214,484	214,484	15%	32,173	17,391	49,564	182,311
Building Lift	1,339,891	-	-	1,339,891	822,860	822,860	15%	123,429	517,031	640,460	699,431
Air Conditioners	1,221,545	-	300,000	1,521,545	561,989	861,989	15%	106,798	659,556	766,354	756,191
Zerox Machines	674,242	-	-	674,242	186,465	186,465	15%	27,970	487,777	515,747	158,485
Lab Equipment for Civil Dept	3,249,553	-	-	3,249,553	1,560,519	1,560,519	15%	234,078	1,689,034	1,923,112	1,326,441
Lab Equipment for E.E.E. Dept	4,007,189	-	485,050	4,492,239	1,057,906	1,542,956	15%	195,065	2,949,283	3,144,348	1,347,891
Lab Equipment for E.C.E. Dept	3,117,842	-	511,440	3,629,282	965,441	1,476,861	15%	183,174	2,152,401	2,335,575	1,293,707
Lab Equipment for F.M. & H.M	997,238	-	-	997,238	160,675	160,675	15%	24,101	836,563	860,664	136,574
Lab Equipment for Physics Dept	760,915	-	78,005	838,924	220,887	298,896	15%	38,984	540,028	579,012	259,912
Lab Equipment for Chemistry Dept	560,292	-	30,690	590,982	248,344	279,034	15%	39,553	311,948	351,501	239,481
Lab Polytechnic	242,673	-	242,673	485,346	77,795	77,795	15%	11,669	164,878	176,547	66,126
Ups & Inverter	1,554,016	-	-	1,554,016	724,486	996,986	15%	129,110	829,532	958,642	867,876
Generator	700,000	-	272,500	972,500	117,140	117,140	15%	17,571	582,860	600,431	99,559
Buses	13,838,372	-	2,462,267	16,300,639	2,218,864	4,681,131	15%	517,500	11,519,508	12,137,008	4,163,631
Car New	-	-	2,734,857	2,734,857	-	2,734,857	15%	205,114	-	205,114	2,529,743
Vehicles	5,689,337	-	(550,000)	5,139,337	1,592,073	1,042,073	15%	197,561	4,097,264	4,294,825	844,512
Vehicles (3 no's)	3,196,879	-	-	3,196,879	2,089,285	2,089,285	15%	313,393	1,107,594	1,420,987	1,775,892
CC TV Equipment	691,847	-	-	691,847	470,886	470,886	15%	70,633	220,961	291,594	400,253
New Civil lab	4,178,096	-	-	4,178,096	3,130,723	3,130,723	15%	469,609	1,047,373	1,516,982	2,661,114
Project, Medical Center, Activities Rc	100,947	-	-	100,947	72,934	72,934	15%	10,940	28,015	38,953	61,994
Lab for Civil Transportation Engine	278,800	-	-	278,800	201,433	201,433	15%	30,215	77,367	107,582	171,218
Computers Lab Equipment	21,478,997	-	5,265,065	26,744,062	1,684,085	6,949,140	15%	647,492	19,794,912	20,442,404	6,301,646
Computer Software	1,048,719	-	-	1,048,719	22,370	142,370	30%	24,711	1,026,349	1,051,060	117,659
	117,652,182	(1,356,584)	120,000	130,835,422	42,952,112	56,135,352		6,113,845	74,709,870	117,659,743	6,301,646

Principal  
Dadi Institute of Engineering & Technology  
ANAKAPALLE 531 002

Proprietor  
M.No:026651  
Principal

Secretary  
Dadi Institute of Engineering & Technology  
ANAKAPALLE 531 002



**DADI INSTITUTE OF ENGINEERING & TECHNOLOGY**

Anakapalle

**RECEIPTS & PAYMENTS ACCOUNT  
FOR THE YEAR 2018 - 19**

RECEIPTS	AMOUNT Rs.	PAYMENTS	AMOUNT Rs.
<b>Opening Balances :</b>		Administrative Expenses [ As p er Sch - A ]	123,532,026
Cash in hand	34,645	Affiliation & Recognition exps [ As p er Sch - C ]	6,029,629
<b>Bank Accounts :</b>		Financial Charges [ As p er Sch - B ]	1,238,488
Bank of India CD A/c No...42	24,594	Fixed Assets additions (As per sch - 1)	2,733,281
HDFC Bank A/c No 023	333,701	HDFC Bank loans repaid	923,064
I.O.B. CD A/C No 111	17,999		
KML Coop Bank A/c CD - 01	110,886		
ICICI Bank A/c No 60	669,511		
	1,156,690		
<b>Fees Income :</b>		Sarada Ed. Trust Advance	24,375,000
- Tuition Fee	139,470,069	Advance repaid to Sri D.Ratnakar	2,354,000
- Special Fee	6,050,700	Advance repaid to D.Atchuta	1,150,000
- JNTU Registration & Infrastructure	2,923,950	Advance repaid to Smt D.Padmavathi	100,000
- Affiliation Fee	483,350	General advances	43,710
- Bus Fee	6,307,493	Outstanding Expenses paid	841,355
	155,235,562	T.D.S. (FY 18-19)	1,905
<b>Other Incomes :</b>		Tuition fee receivable	37,243,625
Miscellaneous Receipts	211,489		
R & D Consultancy receipts	41,050	<b>Closing Balances :</b>	
Examination receipts	397,447	Cash in hand	31,877
PMKVY Training fee	1,066,035	<b>Bank Accounts :</b>	
Miscellaneous Income	400	Bank of India CD A/c No...42	24,594
Interest from Bank deposits	55,727	HDFC Bank A/c No 023	279,985
	1,772,148	I.O.B. CD A/C No 111	17,763
<b>Unsecured Loans (thr' bank) :</b>		KML Coop Bank A/c CD - 01	31,048
Maddila Ratna Kumari	3,000,000	ICICI Bank A/c No 60	96,760
Interest payable on unsecured loans	126,000		450,149
Loans from HDFC Bank (Int accrued)	108,488		
Sarada Ed.Trust Advance	27,540,875		
Advance from Sri D.Ratnakar	800,000		
Advance from Smt D.Atchuta	6,650,000		
Advance from Smt D.Padmavathi	100,000		
Sundry Creditors	601,200		
Advance from exam cell	100,000		
Advance tuition fees	90,000		
Salary advances	103,000		
Canteen Security Deposit	100,000		
Provisions / Outstanding Exps	3,529,501		
	201,048,110		
			201,048,109

*A.V. RAMANA*  
A.V. RAMANA  
CHARTERED ACCOUNTANT  
M.No. 026651

For Sarada Educational Trust

*S. Beelal*  
Secretary

*G. Srinivas*

PRINCIPAL  
Dadi Institute of  
Engineering & Technology  
ANAKAPALLE - 531 002

**DADI INSTITUTE OF ENGINEERING & TECHNOLOGY**

Anakapalle

**INCOME & EXPENDITURE ACCOUNT**

**FOR THE YEAR 2018 - 19**

EXPENDITURE	AMOUNT Rs.	INCOME	AMOUNT Rs.
Administrative Expenses [ As p er Sch - A ]	123,532,026	<b>Fees Income :</b>	
		- Tuition Fee	139,470,069
Affiliation & Recognition exps [ As p er Sch - C ]	6,029,629	- Special Fee	6,050,700
		- JNTU Registration & Infrastructure F	2,923,950
Financial Charges [ As p er Sch - B ]	1,238,488	- Affiliation Fee	483,350
		- Bus Fee	6,307,493
Depreciation (As per Schedule - 1)	6,284,494		<u>155,235,562</u>
		<b>Other Incomes :</b>	
		Miscellaneous Receipts	211,489
		R & D Consultancy receipts	41,050
		Examination receipts	397,447
		PMKVY Training fee	1,066,035
		Miscellaneous Income	400
		Interest from Bank deposits	55,727
<b>Excess of income over expenditure</b>	<b>19,923,073</b>		<u>1,772,148</u>
	<u><b>157,007,710</b></u>		<u><b>157,007,710</b></u>

*A.V. Ramana*  
A.V. RAMANA  
CHARTERED ACCOUNTANT  
M.No. 026651

For Sarada Educational Trust

*S. Beelal*  
Secretary

*G. Srinivas*

**PRINCIPAL**  
**Dadi Institute of**  
**Engineering & Technology**  
ANAKAPALLE - 531 002




**DADI INSTITUTE OF ENGINEERING & TECHNOLOGY**  
Anakapalle

**BALANCE SHEET AS 31.03.2019.**

LIABILITIES	AMOUNT Rs.	ASSETS	AMOUNT Rs.
<b>General Fund :</b>		<b>Fixed Assets :</b>	
Opening Balance	116,570,815	Gross Block	49,236,606
(+) Surplus	19,923,073	(-) Depreciation	6,284,494
	<u>136,493,887</u>	Net Block	<u>42,952,112</u>
(-) TDS & TCS (FY 16-17)	26,803		42,952,112
(-) TDS (FY 17-18)	12,532		
	<u>136,454,552</u>		
<b>Secured Loans :</b>		<b>Current Assets :</b>	
<b>Loan from HDFC Bank A/c 28798</b>		<b>Other Deposits :</b>	
Opening balance	321,589	Gas Cylinder deposit	3,400
(+) Interest accrued	21,942	Electricity Deposit	154,755
	<u>343,531</u>		158,155
(-) Repaid	231,144		
	<u>112,387</u>	<b>Advances :</b>	
<b>Loan from HDFC Bank A/c 34517</b>		Sarada Ed. Trust (Op.Bal)	92,173,415
Opening balance	603,593	(+) During the year	24,375,000
(+) Interest accrued	43,739		<u>116,548,415</u>
	<u>647,332</u>	(-) Recovered	27,540,875
(-) Repaid	345,204		89,007,540
	<u>302,128</u>	<b>Other current Assets :</b>	
<b>Loan from HDFC Bank A/c 93234</b>		Salary advances	24,000
Opening balance	580,459	General advances	121,596
(+) Interest accrued	42,807	Tuition fee receivable	37,243,625
	<u>623,266</u>	T.D.S. (FY 18-19)	1,905
(-) Repaid	346,716		
	<u>276,550</u>	<b>Closing Balances :</b>	
<b>Unsecured Loans (thr bank) :</b>		Cash in hand	31,877
<b>[ with interest payable ]</b>		<b>Cash at Banks :</b>	
Maddila Ratna Kumari	3,045,000	Bank of India CD A/c No...42	24,594
Smt. Pentakota Nirmala Devi	3,045,000	HDFC Bank A/c No 023	279,985
Sri Malla Seetharamulu	2,036,000	I.O.B. CD A/C No 111	17,763
	<u>8,126,000</u>	KML Coop Bank A/c CD - 01	31,048
<b>Pramoters Advances :</b>		ICICI Bank A/c No 60	96,760
Sri D.Ratnakar (OB)	2,920,000		450,149
(+) Received	800,000		
(-) Repald	2,354,000		
	<u>1,366,000</u>		
Smt D.Atchuta	5,500,000		
Advance from Promoters (Op.Bal)	466,000		
<b>Other current liabilities :</b>			
Advance for Exam cell (OB)	958,461		
(+) During the year	100,000		
	<u>1,058,461</u>		
Sundry Creditors	1,124,199		
Advance tuition fee	90,000		
Canteen Security Deposit	300,000		
Examination Deposit	60,000		
<b>Provisions / Outstanding Expenses</b>			
Staff Salaries Payable	6,559,912		
Professional Tax payable	29,250		
DIET Staff Associations	38,500		
Lab Maintenance payable	415,000		
JNTUK affiliation & Recognition fee p:	6,586,074		
PMKVY Training exps payable	1,066,035		
TDS Payable	59,910		
	<u>14,754,681</u>		
	<u>169,990,959</u>		

For Sarada Educational Trust

  
Secretary



**PRINCIPAL**  
**Dadi Institute of**  
**Engineering & Technology**  
**ANAKAPALLE - 531 004**

  
A.V. RAMANA  
CHARTERED ACCOUNTANT  
M.No. 026651


169,990,959


0

**DADI INSTITUTE OF ENGINEERING & TECHNOLOGY**  
**Anakapalli**  
**Schedule of expenses for the year 2018 - 19**  
**Schedule - A**

Sl.No.	Particulars	Amount
<b>1</b>	<b>Administration Expenses :</b>	
1	Staff Salaries & Incentives	95,819,939
2	Employee Provident Fund	2,045,673
3	ESIC Contribution	213,255
4	Examination Expenses	4,705,034
5	Electricity Charges	2,193,348
6	Advertisement & Publicity	1,195,500
7	Campus Placement & Recruitment Training Exps	682,686
8	Internet Charges	653,880
9	Printing, Stationery & Xerox	637,833
10	Functions, Meetings & Seminar Exps	1,471,996
11	PMKVY Training expenses	1,066,036
12	Group Insurance Expenses	251,550
12	Generator Insurance expenses	6,862
13	Annual Maintenance Charges (UPS, LIFT & EPBX)	498,358
14	Telephone Expenses	478,446
15	Library Subscription & Magazines	470,423
16	Travelling & Conveyance Expenses	500,909
17	Workshop & Seminar Expenses	344,149
18	Scholarships & Merit Awards to Poor Students	286,000
19	APITA Students Registration Charges	142,876
20	Student Association Fund	112,140
21	Audit Fee	50,000
22	Office Maintenance	196,904
23	Building Upkeep, Repairs & Maintenance	325,693
24	Gardening / Landscaping Exps	232,828
25	Staff Welfare Exps	287,639
26	Hospitality Expenses	189,882
27	Labs Maintenance Exps	238,402
28	Miscellaneous Expenses	185,572
29	Membership & Registration Exps	147,060
30	Admissions Campaigning Charges	93,000
31	Rates, Taxes & Fees	84,658
32	Repair & Maintenance - Electricals	45,123
33	Repair & Maintenance - Generator	2,768
34	Repairs & Maintenance - Computers	139,213
35	Repairs & Maintenance - General	185,571
36	Cleaning & Sanitation Expenses	93,780
37	Sports & Games Expenses	103,142
38	Faculty Training & Development Prog. Exps	221,285
39	AFRC Application Processing Fee	67,500
40	Guest Lecturer Honorarium	240,500
41	Professional Tax	22,125
42	Transport Charges	17,940
43	Postage, Couriers, & Revenue Stamps	10,683
44	Bank Charges / Commission	8,579
	<u>Vehicles repairs &amp; maintenance :</u>	
45	Toll Gate Expenses For Vehicles	116,273
46	Oil & Lubricants	3,492,984
47	Vehicles repair & maintenance	1,977,406
48	Vehicles Tax & Insurance	978,626
	<b>TOTAL</b>	<b>123,532,026</b>

  
**A.V. RAMANA**  
 CHARTERED ACCOUNTANT  
 M.No. 026651

For Sarada Educational Trust  
  
 Secretary

  
**PRINCIPAL**  
**Dadi Institute of**  
**Engineering & Technology**  
**ANAKAPALLE - 531 002**



STATEMENT OF FIXED ASSETS & DEPRECIATION FOR THE YEAR 2018-19

Schedule - 1

(Fig. in Rs.)

Description of the Item	Cost as on 01.04.18	Additions upto 01.10.18	Additions after 02.10.18	Total Cost as on 31.03.19	WDV as on 31.03.2018	Asset Value for Dep.	Rate of Dep.	Depr. For the year	Dep. up to 31.03.2018	Total Depreciation	WDV as on 31.03.2019
Building	14,644,199	60,626	255,899	14,960,724	8,761,041	9,077,566	10%	894,962	5,883,158	6,778,120	8,182,604
Borewell	73,615	-	-	73,615	43,468	43,468	10%	4,347	30,147	34,494	39,121
Furniture & Fixtures	16,061,002	347,183	156,557	16,564,742	8,507,471	9,011,211	10%	893,293	7,553,531	8,446,824	8,117,918
Library Books	7,917,633	120,774	231,925	8,270,332	4,306,151	4,658,550	10%	454,274	3,611,482	4,065,756	4,204,276
Electrical Equipment	6,296,194	25,200	16,950	6,338,244	3,090,846	3,132,896	10%	312,447	3,205,346	3,517,795	2,820,449
Audio-Visual Equipment	392,004	-	1,949	393,953	194,197	156,146	10%	15,517	237,807	253,324	140,629
Fax Machine	7,000	-	-	7,000	3,180	3,180	10%	318	3,820	4,138	2,862
Sports & Fitness Equipment	157,554	-	50,610	208,164	88,179	118,789	10%	9,348	89,375	98,723	109,441
Water Filter & Coolers	454,615	-	-	454,615	255,619	255,619	10%	25,562	198,996	224,558	230,057
Fire Control Equipment	80,210	-	-	80,210	36,621	36,621	10%	3,662	43,589	47,251	32,959
Telephone / EPBX Equipment	254,543	-	-	254,543	121,431	121,431	10%	12,143	133,112	145,255	109,288
Other Office Equipment	45,063	-	-	45,063	13,493	13,493	10%	1,349	31,570	32,919	12,144
Medical Equipment	88,595	-	-	88,595	58,678	58,678	10%	5,868	29,917	35,785	52,810
Sanitary Equipment	499,315	-	-	499,315	329,362	329,362	10%	32,936	169,953	202,889	296,428
Music Instruments	57,900	-	123,000	180,900	52,335	175,335	10%	11,384	5,565	16,949	163,951
Refrigerators	73,200	-	-	73,200	41,803	41,803	15%	6,270	31,397	37,667	35,533
Solar system equipment	-	-	231,875	231,875	-	231,875	15%	17,391	-	17,391	214,484
Building Lift	1,339,891	-	-	1,339,891	968,071	968,071	15%	145,211	371,820	517,031	822,860
Air Conditioners	1,177,095	44,450	-	1,221,545	616,713	661,163	15%	99,174	560,362	659,556	561,989
Zerex Machines	674,242	-	-	674,242	219,371	219,371	15%	32,906	454,871	487,777	186,465
Lab Equipment for Civil Dept	3,059,611	2,250	187,692	3,249,553	1,629,402	1,819,344	15%	258,625	1,430,209	1,689,034	1,560,519
Lab Equipment for E.E.E. Dept	3,847,136	160,053	-	4,007,189	1,084,542	1,244,595	15%	186,689	2,762,594	2,949,283	1,057,906
Lab Equipment for E.C.E. Dept	2,741,487	300,000	76,345	3,117,842	752,732	1,129,077	15%	163,636	1,988,765	2,152,401	965,441
Lab Equipment for F.M. & H.M	997,238	-	-	997,238	189,029	189,029	15%	28,354	808,209	836,563	160,675
Lab Equipment for Physics Dept	760,915	-	-	760,915	259,867	259,867	15%	38,980	501,046	540,028	220,897
Lab Equipment for Chemistry Dept	560,292	-	-	560,292	292,170	292,170	15%	43,826	268,122	311,948	248,344
Lab Polytechinc	242,673	-	-	242,673	91,524	91,524	15%	13,729	151,149	164,878	77,795
Ups & Inverter	1,509,762	44,256	-	1,554,018	808,080	852,336	15%	127,850	701,682	829,532	724,486
Generator	700,000	-	-	700,000	137,812	137,812	15%	20,672	582,188	582,860	117,140
Buses	13,838,372	-	-	13,838,372	2,610,428	2,610,428	15%	391,554	11,227,944	11,619,508	2,218,864
Vehicles	5,689,337	-	-	5,689,337	1,873,027	1,873,027	15%	280,954	3,816,310	4,097,264	1,592,073
Vehicles - New (3 no's)	3,186,879	-	-	3,186,879	2,457,982	2,457,982	15%	368,697	738,897	1,107,594	2,089,285
CC TV Equipment:	584,438	-	107,406	691,844	437,097	544,506	15%	73,620	147,341	220,961	470,886
New Civil lab	4,178,096	-	-	4,178,096	3,683,204	3,683,204	15%	552,481	454,892	1,047,573	3,130,723
Project, Media Center, Activities Rc	100,947	-	-	100,947	85,805	85,805	15%	12,871	15,142	28,013	72,934
Lab for Civil Transportation Engine	278,800	-	-	278,800	236,980	236,980	15%	35,547	41,820	77,567	201,433
Computers & Peripherals	21,290,319	79,008	109,676	21,478,997	2,153,657	2,382,335	30%	698,250	19,096,562	19,794,912	1,684,086
Computer Software	1,048,719	-	-	1,048,719	31,957	31,957	30%	9,557	1,016,762	1,026,349	22,370
	114,918,901	118,800	1,549,413	117,652,182	46,503,325	49,236,606		6,284,484	68,415,576	74,700,070	42,952,112

For Sarada Educational Trust

Principal  
Sarada Institute of  
Engineering & Technology  
ANAKAPALLE - 531 002

Proprietor  
M.No. 026651


*Sarada*

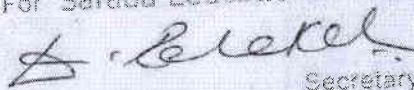


**DADI INSTITUTE OF ENGINEERING & TECHNOLOGY**  
Anakapalle

**RECEIPTS & PAYMENTS ACCOUNT**  
**FOR THE YEAR 2017 - 2018**

RECEIPTS	AMOUNT Rs.	PAYMENTS	AMOUNT Rs.
<u>Opening Balances :</u>		Administrative Expenses [ As per Sch - A ]	68,902,899
Cash in hand	73,530		
<u>Bank Accounts :</u>		Financial Charges [ As per Sch - B ]	1,128,352
Bank of India CD A/c No..42	24,594		
HDFC Bank A/c No 023	53,382	Affiliation & Recognition exps [ As per Sch - C ]	2,594,562
I.O.B. CD A/C No 111	18,117		
KML Coop Bank A/c CD - 01	143,111	Fixed Assets additions (As per sch - 1)	10,768,300
ICIC1 Bank A/c No 60	417,873		
	657,076	HDFC Bank loans repaid	923,064
<u>Fees Income :</u>			
- Tuition Fee	61,368,180	Sarada Ed. Trust Advance	52,499,000
- Special Fee	5,564,600	Advance repaid to D.Ratnakar	2,600,000
- Admission Fee	16,500	Advance repaid to D.Archuta	980,000
- JNTU Registration & Infrastructure	1,238,887	Electricity deposit	50,154
- Affiliation Fee	474,100	Advance to exam cell	150,000
- Bus Fee	6,037,146	Contingent advance	7,981
	74,699,413	Salary Advances	1,700
<u>Other Incomes :</u>		Refund of Advance Tuition Fee	74,400
Miscellaneous Receipts	162,625	Return of Canteen Security Deposit	100,000
R & D Consultancy receipts	59,500	T.D.S. (FY 17-18)	12,532
Examination receipts	312,480		
Miscellaneous Income	107,460	<u>Closing Balances :</u>	
Interest from Electricity Deposit	16,060	Cash in hand	34,645
Interest from Bank deposits	72,097		
	730,222	<u>Bank Accounts :</u>	
<u>Unsecured Loans (thr' bank) :</u>		Bank of India CD A/c No..42	24,594
Smt. Pentakota Nirjala Devi	3,000,000	HDFC Bank A/c No 023	333,701
Sri Malla Seetharamulu	2,000,000	I.O.B. CD A/C No 111	17,999
	5,000,000	KML Coop Bank A/c CD - 01	110,886
		ICICI Bank A/c No 60	669,611
Loans from HDFC Bank (Int accrued)	182,324		1,156,690
Sarada Ed.Trust Advance	53,305,103		
Advance from D.Ratnakar	2,950,000		
Advance from D.Archuta	450,000		
Sundry Creditors	14,414		
Advance from exam cell	700,000		
General Advances	1,200		
Canteen Security Deposit	100,000		
Provisions / Outstanding Exps	3,120,997		
	141,984,280		141,984,280
			0

  
A.V. RAMANA  
CHARTERED ACCOUNTANT  
M.No. 026651

For Sarada Educational Trust  
  
Secretary

  
PRINCIPAL  
Dadi Institute of  
Engineering & Technology  
ANAKAPALLE - 531 002



**DADI INSTITUTE OF ENGINEERING & TECHNOLOGY**

Anakapalle

**INCOME & EXPENDITURE ACCOUNT**

**FOR THE YEAR 2017 - 2018**

EXPENDITURE	AMOUNT Rs.	INCOME	AMOUNT Rs.
Administrative Expenses [ As p er Sch - A ]	68,902,899	<b>Fees Income :</b>	
Affiliation & Recognition exps [ As p er Sch - C ]	2,594,562	- Tuition Fee	61,368,180
Financial Charges [ As p er Sch - B ]	1,128,352	- Special Fee	5,564,600
Depreciation (As per Schedule - 1)	6,731,259	- Admission Fee	16,500
		<b>- JNTU Registration &amp; Infrastructure Fee</b>	<b>1,238,887</b>
		- Affiliation Fee	474,100
		- Bus Fee	6,037,146
			<u>74,699,413</u>
		<b>Other Incomes :</b>	
		Interest from Bank deposits	72,097
		Interest from Electricity Deposit	16,060
		Miscellaneous Receipts	162,625
		Miscellaneous Income	107,460
		R & D Consultancy receipts	59,500
		Examination receipts	312,480
			<u>730,222</u>
		<b>Excess of Expenditure over Income</b>	<b>3,927,437</b>
		<b>[ Deficit ]</b>	
	<u>79,357,073</u>		<u>79,357,073</u>

  
**A.V. RAMANA**  
 CHARTERED ACCOUNTANT  
 M.No. 026651

For Sarada Educational Trust

  
 Secretary

  
**PRINCIPAL**  
**Dadi Institute of**  
**Engineering & Technology**  
**ANAKAPALLE 531 002**



**DADI INSTITUTE OF ENGINEERING & TECHNOLOGY**  
Anakapalle

**BALANCE SHEET AS 31.03.2018.**

LIABILITIES		AMOUNT	ASSETS		AMOUNT
		Rs.			Rs.
<b>General Fund :</b>			<b>Fixed Assets :</b>		
Opening Balance	120,527,710		Gross Block	53,234,584	
(-) Deficit	3,927,437		(-) Depreciation	6,731,259	
	116,600,273		Net Block	46,503,325	46,503,325
(-) TDS (FY 15-16)	29,458	116,570,815			
<b>Secured Loans :</b>			<b>Current Assets :</b>		
<u>Loan from HDFC Bank A/c 28798</u>			<u>Other Deposits :</u>		
Opening balance	511,619		Gas Cylinder deposit	3,400	
(+) Interest accrued	41,114		Electricity Deposit	154,755	158,155
	552,733				
(-) Repaid	231,144	321,589	<b>Advances :</b>		
<u>Loan from HDFC Bank A/c 34517</u>			Sarada Ed. Trust (Op.Bal)		92,979,518
Opening balance	878,246		(+) During the year	52,499,000	
(+) Interest accrued	70,651			145,478,518	
	948,797		(-) Recovered	53,305,103	92,173,415
(-) Repaid	345,204	603,593	<b>Other current Assets :</b>		
<u>Loan from HDFC Bank A/c 93234</u>			Salary advances		127,000
Opening balance	856,516		Contingent advance		79,086
(+) Interest accrued	70,659		TDS (FY 2016-17)		15,128
	927,175		TCS (FY 2016-17)		11,675
(-) Repaid	346,716	580,459	TDS (FY 2017-18)		12,532
<u>Unsecured Loans (thr bank) :</u>			<b>Closing Balances :</b>		
Smt. Pentakota Nirmala Devi	3,000,000		Cash in hand		34,645
Sri Malla Seetharamulu	2,000,000	5,000,000	<b>Cash at Banks :</b>		
			Bank of India CD A/c No...42		24,594
<b>Advances received :</b>			HDFC Bank A/c No 023		333,701
Advance from Promoters (Op.Bal)		466,000	I.O.B. CD A/C No 111		17,999
Correspondence (D.Ratnakar) Adv (C	2,570,000		KML Coop Bank A/c CD - 01		110,866
(+) During the year	350,000	2,920,000	ICICI Bank A/c No 60		669,511
					1,156,690
<b>Other current liabilities :</b>					
Sundry Creditors	522,990				
Advance for Exam cell	958,461				
Canteen Security Deposit	200,000				
General Advance	1,200				
Examination Deposit	60,000	1,742,660			
<b>Provisions / Outstanding Expenses</b>					
Staff Salaries Payable	5,344,418				
Professional Tax payable	25,300				
DIET Staff Associations	36,000				
EPF Payable	268,508				
ESIC Payable	15,747				
Lab Maintenance payable	415,000				
JNTUK affiliation & Recognition fee p	5,465,762				
Library Subscriptions & Magazines	209,500				
Sports & Games exps	82,300				
Research & Development	126,000				
Mineral Water RO Consumables	78,000	12,066,535			
		<u>140,271,651</u>			<u>140,271,651</u>

For Sarada Educational Trust

*[Signature]*

Secretary



**PRINCIPAL**  
Dadi Institute of  
Engineering & Technology  
Anakapalle 531 002

As per our report of

*[Signature]*  
CHARTERED ACCOUNTANT  
M.No. 026651

(0)



**DADI INSTITUTE OF ENGINEERING & TECHNOLOGY**  
**Anakapalli**  
**Schedule of expenses for the year 2017 - 18**  
**Schedule - A**

Sl.No.	Particulars	Amount
1	<b>Administration Expenses :</b>	
1	Staff Salaries - Teaching staff	44,037,153
	Staff Salaries - Non Teaching	6,920,970
2	Employee Provident Fund	2,052,664
3	ESIC Contribution	52,948
4	Advertisement & Publicity	1,020,004
5	Audit Fee	45,000
6	Bank Charges / Commission	23,638
7	Building Upkeeping, Repairs & Maintainance	269,298
8	Campus Placement & Training Expenses	869,776
9	Admission Campaigning Charges	35,695
10	Annual Maintenance Charges (UPS & EPBX)	162,000
11	Electricity Charges	1,497,702
12	Examination Expenses	470,336
13	Functions & Meeting expenses	142,867
14	Garden expenses	115,694
15	Guest Lecturer Honorarium	196,552
16	Insurance Charges	228,373
17	DIET Utsav Expenditure	492,110
18	Internet & Website Maintanace Charges	392,000
19	Faculty Taining Exps.	23,965
20	Lab Consumables	326,406
21	<b>Library Subscription &amp; Magazines</b>	<b>514,935</b>
22	Food Hospitality Exps.	113,480
23	Mineral water Charges	79,948
24	Office Maintainance	119,212
25	Research and Development Expenses	146,240
26	Gift & Prizes to Merit Students	46,725
27	Postage,Couriers, Revunue Stamps and Telegrams	27,880
28	Computer software exps	65,000
29	Printing & Stationery & Zerox	650,269
30	Professional Tax	2,500
31	Repair & Maintenance - Electricals	206,749
32	Repairs & Maintenance - Computers	120,294
33	Repairs & Maintenance - Furniture & Others	33,627
34	Repairs & Maintenance -Generator	19,530
35	Graduation Day Expenditure	39,769
36	Sports & Games Expenses	140,766
37	Staff Welfare/Medical AID	16,121
38	Lift Repair & Maintenance Charges	12,000
39	Telephone Expenses	273,333
40	Cleaning & Sanitation exps	80,945
41	Membership fee for professional bodies	259,264
42	Travelling & Converyance Expenses	208,474
43	Workshop & Seminar Expenses	33,517
44	Miscellaneous Expenses	18,339
45	NAAC Expenses	186,610
46	Campus interviews expenses	155,003
47	Rain Harvesting Pits	27,692
48	Rates, Taxes & Fee	21,870
49	Teachers Day Faculty Awards	83,000
50	Website Maintenance Charges	13,990
	<b>Vehicles repairs &amp; maintenance :</b>	
51	Toll Gate Expenses For Vehicles	106,371
52	Oil & Lubricants for Vehicles & Generator	3,356,453
53	Vehicle repairs & maintenance	1,355,945
54	Vehicle Taxes & Insurance	991,899
	<b>TOTAL</b>	<b>68,902,899</b>

*[Signature]*  
**A.V. RAMANANTH**  
**CHAMANNO: 026651**  
**M.No. 025**

For Sarada Educational Trust

*[Signature]*  
**Secretary**

**PRINCIPAL**  
**Dadi Institute of**  
**Engineering & Technology**  
**ANAKAPALLE - 531 002**



DADI INSTITUTE OF ENGINEERING & TECHNOLOGY

Anakapalle.

STATEMENT OF FIXED ASSETS & DEPRECIATION FOR THE YEAR 2017 - 18

Schedule - 1

Description of the Item	Cost as on 01.04.17	Additions upto 01.10.17	Additions after 02.10.17	Total Cost As on 31.03.18	WDV as on 31.03.2017	Rate of Dep.	Depr. For the year	Dep up to 31.03.2017	(Fig. in Rs.)	
									Total Depreciation	WDV as on 31.03.2018
Building	13,694,401	332,670	617,128	14,644,199	8,750,407	10%	939,164	4,943,994	5,883,158	8,761,041
Borewell	73,615	-	-	73,615	48,298	10%	4,830	25,317	30,147	43,463
Furniture & Fixtures	13,630,763	2,157,090	373,149	16,061,002	6,901,776	10%	924,544	6,628,987	7,553,531	8,507,471
Library Books	7,119,028	94,019	704,586	7,917,633	3,946,864	10%	439,316	3,172,164	3,611,482	4,306,151
Electrical Equipment	6,270,594	25,600	-	6,296,194	3,408,673	10%	343,427	2,861,921	3,205,348	3,090,846
Audio-Visual Equipment	392,004	-	-	392,004	171,330	10%	17,133	220,674	237,807	154,197
Fax Machine	7,000	-	-	7,000	3,533	10%	353	3,467	3,820	3,180
Sports & Fitness Equipment	157,554	-	-	157,554	75,755	10%	7,576	81,799	89,375	68,179
Water Filter & Coolers	454,615	-	-	454,615	284,021	10%	28,402	170,594	198,996	255,619
Fire Control Equipment	80,210	-	-	80,210	40,690	10%	4,069	39,520	43,589	36,621
Telephone / EPBX Equipment	254,543	-	-	254,543	134,923	10%	13,492	119,620	133,112	121,431
Other Office Equipment	45,063	-	-	45,063	14,992	10%	1,499	30,071	31,570	13,493
Medical Equipment	61,045	27,550	-	88,595	37,648	10%	6,520	23,397	29,917	58,678
Sanitary Equipment	445,805	-	-	445,805	309,475	10%	33,623	136,330	169,953	329,362
Musical Instruments	36,700	53,400	53,510	143,610	65,198	10%	6,520	23,397	29,917	58,678
Refrigerators	1,339,891	-	4,500	1,344,391	362,985	10%	36,298	136,330	169,953	329,362
Building Lift	1,665,095	-	37,500	1,702,595	57,900	10%	5,565	27,329	52,335	52,335
Air Conditioners	589,242	72,000	40,000	701,242	45,871	15%	4,068	27,329	31,397	41,803
Zerex Machines	2,400,321	85,000	-	2,485,321	1,138,907	15%	170,836	200,984	371,820	568,071
Lab Equipment for Civil Dept	3,768,136	659,230	-	4,427,366	610,015	15%	105,302	455,080	560,382	616,713
Lab Equipment for E.E.E. Dept	2,540,984	997,238	26,149	3,564,371	722,015	15%	38,712	416,159	454,871	219,371
Lab Equipment for E.C.E. Dept	997,238	46,513	-	1,043,751	258,083	15%	297,542	1,142,667	1,430,209	1,629,402
Lab Equipment for F.M. & H.M	714,402	534,278	-	1,248,680	1,916,944	15%	191,390	2,571,204	2,762,594	1,084,542
Lab Equipment for Physics Dept	534,278	26,014	-	560,292	883,260	15%	130,528	1,858,237	1,988,765	752,732
Lab Equipment for Chemistry Dept	242,673	-	-	242,673	222,387	15%	33,358	774,851	808,209	189,029
Generator	1,497,427	-	12,335	1,509,762	305,726	15%	45,859	455,189	501,048	259,987
Buses	700,000	-	-	700,000	343,729	15%	51,559	216,563	268,122	292,170
Vehicles	13,838,372	-	-	13,838,372	107,675	15%	16,151	134,998	151,149	91,524
Vehicles - New (3 nos)	5,689,337	-	-	5,689,337	949,594	15%	141,514	560,168	701,682	868,080
CC TV Equipment	3,196,879	-	-	3,196,879	162,132	15%	24,320	537,868	562,188	137,812
New Civil Lab	513,438	2,420,458	1,757,638	4,691,534	3,071,092	15%	450,664	10,767,280	11,227,944	2,610,426
Project, Medical Center, Activities Rt	-	100,947	-	100,947	2,203,561	15%	330,534	3,485,776	3,816,310	1,873,027
Lab for Civil Transportation Engine	-	278,800	-	278,800	2,891,743	15%	433,761	3,951,136	738,897	2,457,962
Computers & Peripherals	20,852,229	60,500	377,590	21,290,319	436,967	15%	70,870	147,341	147,341	437,097
Computer Software	1,048,719	-	-	1,048,719	4,178,096	15%	494,892	494,892	494,892	3,683,204
	104,150,601	6,683,215	4,075,085	114,918,901	42,466,284	15%	6,731,259	61,684,317	68,415,576	46,503,325

*Go*

PRINCIPAL  
Dadi Institute of  
Engineering & Technology  
ANAKAPALLE - 531 002

For Sarada Educational Trust  
*S. Sreed*

Secretary

*POORVAMANANA*  
CHARTERED ACCOUNTANT  
M.No. 026051



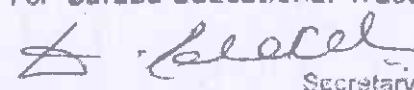
**DADI INSTITUTE OF ENGINEERING & TECHNOLOGY  
ANAKAPALLI**

**RECEIPTS & PAYMENTS ACCOUNT  
FOR THE YEAR 2016 - 2017**

RECEIPTS	AMOUNT Rs.	PAYMENTS	AMOUNT Rs.
<u>Opening Balances :</u>		Administrative Expenses [ As per Sch - A ]	61,349,504
Cash in hand	30,853		
<u>Bank Accounts :</u>		Financial Charges [ As per Sch - B ]	89,174
Bank of India CD A/c No...42	39,518		
HDFC Bank A/c No 023	464,701	Affiliation & Recognition exps [ As per Sch - C ]	2,281,700
I.O.B. CD A/C No 111	18,198		
KML Coop Bank A/c CD - 01	43,903	Vehicles Loan repaid to HDFC Bank	437,453
ICIC1 Bank A/c No 60	101,038		
	667,358	Fixed Assets additions (As per sch - 1)	9,686,128
<u>Fees Income :</u>		Electricity Deposit	45,300
- Tuition Fee	55,464,025	Contingent Advance A/c	7,105
- Special Fee	3,850,400	Salary Advance to staff	99,300
- JNTU Registration & Infrastruct.	2,280,175	Sundry Creditors	220,107
- Affiliation Fee	438,175	Sarada Ed. Trust Advance	26,936,905
- Bus Fee	5,803,036	Advance returned to D.Ratnakar	1,000,000
	67,835,811	Advance returned to D.Atchuta	100,000
<u>Other Incomes :</u>		Provisions / Outstanding Exps paid	3,856,408
Interest from Bank deposits	265,840	T.C.S. (FY 16-17)	11,675
Miscellaneous Receipts	534,362	T.D.S. (FY 16-17)	15,128
R & D Consultancy receipts	30,900		
Examination receipts	680,782	<u>Closing Balances :</u>	
	1,511,884	Cash in hand	73,530
Loans from HDFC Bank	2,400,000	<u>Bank Accounts :</u>	
Sale of fixed assets	832,000	Bank of India CD A/c No...42	24,594
Sarada Ed.Trust Advance	17,680,000	HDFC Bank A/c No 023	53,382
Advance from D.Ratnakar	3,570,000	I.O.B. CD A/C No 111	18,117
Advance from D.Atchuta	630,000	KML Coop Bank A/c CD - 01	143,111
		ICIC1 Bank A/c No 60	417,873
FDR matured with BOI A/c	1,500,000		657,076
FDR matured with HDFC Bank	962,188		
Advance from exam cell	408,461		
Advance tuition fees	74,400		
Provisions / Outstanding Exps	8,763,538		
	106,866,494		106,866,494

0

AYR & CO  
Chartered Accountants L.L.P  
No: 15/5200005  
  
Designated Partner  
No.No: 026651

For Sarada Educational Trust  
  
Secretary





**DADI INSTITUTE OF ENGINEERING & TECHNOLOGY  
ANAKAPALLI**

**BALANCE SHEET AS 31.03.2017.**

LIABILITIES	AMOUNT Rs.	ASSETS	AMOUNT Rs.
<b>General Fund :</b>		<b>Fixed Assets :</b>	
Opening Balance	121,080,563	Gross Block	48,646,454
(-) Deficit	552,853	(-) Depreciation	6,180,170
	120,527,711	Net Block	42,466,284
			42,466,284
<b>Secured Loans :</b>		<b>Current Assets :</b>	
<b>Vehicle Loan from HDFC Bank A/c 90480 :</b>		<b>Other Deposits :</b>	
Op. Balance	283,834	Gas Cylinder	3,400
(-) Repaid	283,834	Electricity Deposit	104,601
			108,001
<b>Loan from HDFC Bank A/c 28798</b>		FDR with Bank of India (OB)	1,500,000
Received	600,000	(-) Matured	1,500,000
(-) Repaid	88,381		
	511,619		
<b>Loan from HDFC Bank A/c 34517</b>		FDR with HDFC Bank (OB)	962,188
Received	900,000	(-) Matured	962,188
(-) Repaid	21,754		
	878,246		
<b>Loan from HDFC Bank A/c 93234</b>		<b>Advances :</b>	
Received	900,000	Sarada Ed. Trust (Op.Bal)	83,722,613
(-) Repaid	43,484	(+) During the year	26,936,905
	856,516		110,659,518
		(-) Recovered	17,680,000
			92,979,518
<b>Advances received :</b>		<b>Other current Assets :</b>	
Advance from Promoters (Op.Bal)	466,000	Contingent Advance	71,105
Advance from D.Ratnakar	2,570,000	Salary advances	125,300
Advance from D.Atchuta	530,000		196,405
		TDS (FY 2015-16)	29,458
<b>Other current liabilities :</b>		T.C.S. (FY 16-17)	11,675
Sundry Creditors	508,585	TDS (FY 2016-17)	15,128
Advance for Exam cell	408,461		56,261
Advance tuition fees	74,400	<b>Closing Balances :</b>	
Canteen Security Deposit	200,000	Cash in hand	73,530
Examination Deposit	60,000	<b>Cash at Banks :</b>	
	1,251,446	Bank of India CD A/c No..42	24,594
<b>Provisions / Outstanding Expenses</b>		HDFC Bank A/c No 023	53,382
Staff Salaries Payable	3,389,133	I.O.B. CD A/C No 111	18,117
Professional Tax payable	18,900	KML Coop Bank A/c CD - 01	143,111
TDS payable	96,592	ICIC1 Bank A/c No 60	417,873
Faculty Training expenses payable	55,000		657,076
ESIC Payable	425,313		
Lab Maintenance payable	127,000		
JNTUK affiliation & Recognition fe	4,833,600		
	8,945,538		
	136,537,076		136,537,076
			0

For Sarada Educational Trust



Secretary



As per our report of  
even date  
Chartered Accountants L.L.P.  
5, 10, 11, 12, 13, 14, 15, 16, 17, 18, 19, 20, 21, 22, 23, 24, 25, 26, 27, 28, 29, 30, 31, 32, 33, 34, 35, 36, 37, 38, 39, 40, 41, 42, 43, 44, 45, 46, 47, 48, 49, 50, 51, 52, 53, 54, 55, 56, 57, 58, 59, 60, 61, 62, 63, 64, 65, 66, 67, 68, 69, 70, 71, 72, 73, 74, 75, 76, 77, 78, 79, 80, 81, 82, 83, 84, 85, 86, 87, 88, 89, 90, 91, 92, 93, 94, 95, 96, 97, 98, 99, 100


(A. V. Ramana)  
Designated Partner  
M.No: 025551



**DADI INSTITUTE OF ENGINEERING & TECHNOLOGY  
ANAKAPALLI**

**INCOME & EXPENDITURE ACCOUNT  
FOR THE YEAR 2016 - 2017**

EXPENDITURE	AMOUNT Rs.	INCOME	AMOUNT Rs.
Administrative Expenses [ As p er Sch - A ]	61,349,504	<b>Fees Income :</b>	
Affiliation & Recognition exps [ As p er Sch - C ]	2,281,700	- Tuition Fee	55,464,025
Financial Charges [ As p er Sch - B ]	89,174	- Special Fee	3,860,400
Depriciation (As per Schedule - 1)	6,180,170	- JNTU Registration & Infrastructure Fe	2,280,175
		- Affiliation Fee	438,175
		- Bus Fee	<u>5,803,036</u>
			67,835,811
		<b>Other Incomes :</b>	
		Interest from Bank deposits	265,840
		Miscellaneous Receipts	534,362
		R & D Consultancy receipts	30,900
		Examination receipts	<u>680,782</u>
			1,511,884
		<b>Excess of Expenditure over Income [ Deficit ]</b>	<b>552,853</b>
	<u>69,900,548</u>		<u>69,900,548</u>

AVR & CO  
Chartered Accountants L.L.p  
F.No: 015/5200006  
  
(A.V. Ramana)  
Designated Partner  
M.No: 026651

For Sarada Educational Trust  
  
Secretary





DADI INSTITUTE OF ENGINEERING & TECHNOLOGY

Anakapalli

Schedule of expenses for the year 2016 - 17

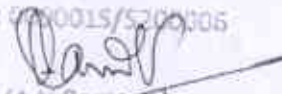
Schedule - A

Sl.No.	Particulars	Amount
1	<b>Administration Expenses :</b>	
1	Staff Salaries - Teaching staff	38,836,639
	Staff Salaries - Non Teaching	<u>7,863,204</u>
2	Employee Provident Fund	1,804,485
3	ESIC Contribution	423,713
4	Advertisement & Publicity	645,842
5	APSBTET Spot Admission Expenses	13,600
6	Audit Fee	50,000
7	Bank Charges / Commission	3,639
8	Building Upkeeping, Repairs & Maintainance	404,355
9	Campus Placement Expenses	112,016
10	Computer Software Maintenance	33,578
11	Decennial Celebrations 2006-'16 Expenditure	530,842
12	Electricity Charges	1,363,356
13	Examination Expenses	178,412
14	Functions & Meeting expenses	290,246
15	Garden expenses	274,347
16	Guest Lecturer Honorarium	38,000
17	Insurance Charges	6,642
18	Insurance - Staff & Students	41,040
19	Internet & Website Maintenance Charges	400,600
20	JNTU Staff Ratification Charges	30,000
21	Labs Equip.,Maintenance	185,535
22	<b>Library Subscription &amp; Magazines</b>	<b>209,190</b>
23	Professional body Memberships	91,030
24	Mineral water Charges	55,264
25	Office Maintainance	183,134
26	Research and Development Expenses	70,000
27	Placement Training Charges	615,600
28	Postage,Couriers, Revunue Stamps and Telegrams	22,900
29	Printing & Stationery & Zerox	748,679
30	Professional Tax	13,000
31	Repair & Maintainance - Electricals	44,405
32	Repairs & Maintainance - Computers	42,006
33	Repairs & Maintainance -General	34,813
34	Scholarships & Merit Awards	38,700
35	Sports & Games Expenses	40,395
36	Staff Welfare/Medical AID	84,162
37	Student Campaign Charges	41,245
38	Telephone Expenses	324,616
39	Cleaning & Sanitation exps	59,790
40	Freight Charges	10,278
41	Travelling & Converyance Expenses	227,079
42	Workshop & Seminar Expenses	165,883
	<u>Vehicles repairs &amp; maintenance :</u>	
43	Toll Gate Expenses For Vehicles	77,597
44	Oil & Lubricants for Vehicles & Generator	2,783,540
45	Vehicle repairs & maintenance	989,403
46	Vehicle Taxes & Insurance	947,304
	<b>TOTAL</b>	<b>61,349,504</b>

AVR & CO

Chartered Accountants L.L.p

T.No: 000015/5200305



(A.V. Ramana)

Designated Partner

M.No: 025651

For Sarada Educational Trust



Secretary





DADI INSTITUTE OF ENGINEERING & TECHNOLOGY

Anakapalle.

STATEMENT OF FIXED ASSETS & DEPRECIATION FOR THE YEAR 2016 - 17

Schedule - 1

Description of the Item	Cost As on 01.04.16	Additions upto 01.10.16	Additions after 02.10.16	Total Cost As on 31.03.17	WDV as on 31.03.2016	Asset Value for Dep.	Rate of Dep.	Dep. For the year	Dep. up to 31.03.2016	Total Depreciation	(Fig. in Rs.) WDV as on 31.03.2017
Building	12,768,762	-	905,639	13,694,401	8,766,722	9,672,361	10%	921,954	4,022,040	4,943,994	8,750,407
Borewell	73,615	-	-	73,615	53,665	53,665	10%	5,367	19,950	25,317	48,296
Furniture & Fixtures	13,000,869	382,691	147,203	13,530,763	7,130,568	7,660,462	10%	759,686	5,870,301	6,628,987	6,901,776
Library Books	6,176,965	78,843	863,220	7,119,028	3,395,385	4,337,448	10%	390,584	2,781,580	3,172,164	3,946,664
Electrical Equipment	6,224,619	9,130	36,845	6,270,594	3,739,393	3,765,368	10%	376,695	2,485,226	2,861,921	3,408,673
Audio-Visual Equipment	356,004	36,000	-	392,004	154,367	190,367	10%	19,037	201,637	220,674	171,330
Fax Machine	7,000	-	-	7,000	3,926	3,926	10%	393	3,074	3,467	3,533
Sports & Fitness Equipment	157,554	-	-	157,554	84,172	84,172	10%	8,417	73,382	81,799	75,755
Water Filler & Coolers	454,615	-	-	454,615	315,579	315,579	10%	31,558	139,036	170,594	284,021
Fire Control Equipment	80,210	-	-	80,210	45,211	45,211	10%	4,521	34,999	39,520	40,690
Telephone / EPBX Equipment	226,608	-	27,935	254,543	120,428	148,363	10%	13,440	106,180	119,620	134,923
Other Office Equipment	45,063	-	-	45,063	16,658	16,658	10%	1,666	28,405	30,071	14,992
Medical Equipment	61,045	-	-	61,045	41,831	41,831	10%	4,183	19,214	23,397	37,648
Sanitary Equipment	320,661	-	125,144	445,805	211,765	336,909	10%	27,434	108,896	136,330	309,475
Refrigerators	35,700	-	-	35,700	9,848	9,848	15%	1,477	25,852	27,329	8,371
Building Lift	1,339,891	-	-	1,339,891	1,339,891	1,339,891	15%	200,984	-	200,984	1,138,907
Air Conditioners	1,021,095	44,000	-	1,065,095	673,665	717,665	15%	107,650	347,430	455,080	610,015
Zerox Machines	589,242	-	-	589,242	203,627	203,627	15%	30,544	385,615	416,159	173,083
Lab Equipment for Civil Dept	2,288,196	-	112,125	2,400,321	1,357,575	1,469,700	15%	212,046	930,621	1,142,667	1,257,654
Lab Equipment for E.E.E. Dept	3,465,981	-	302,155	3,768,136	1,079,340	1,381,495	15%	184,563	2,386,641	2,571,204	1,196,932
Lab Equipment for E.C.E. Dept	2,540,984	-	-	2,540,984	803,232	803,232	15%	120,485	1,737,752	1,858,237	682,747
Lab Equipment for F.M. & H.M	997,238	-	-	997,238	261,632	261,632	15%	39,245	735,606	774,851	222,387
Lab Equipment for Physics Dept	714,402	-	-	714,402	304,956	304,956	15%	45,743	409,446	455,189	259,213
Lab Equipment for Chemistry Dept	534,278	-	-	534,278	373,782	373,782	15%	56,067	160,496	216,563	317,715
Lab Polytechnic	242,673	-	-	242,673	126,676	126,676	15%	19,001	115,997	134,998	107,675
Ups & Inverter	1,168,015	316,937	10,475	1,497,427	772,321	1,101,733	15%	164,474	385,694	560,168	937,259
Generator	700,000	-	-	700,000	190,743	190,743	15%	28,611	509,257	537,868	162,132
Buses	13,838,372	-	-	13,838,372	3,613,050	3,613,050	15%	541,958	10,225,322	10,767,280	3,071,092
Vehicles	6,521,337	(832,000)	-	5,689,337	3,424,425	2,592,425	15%	368,864	3,096,912	3,465,776	2,203,561
Vehicles - New (3 no's)	-	871,599	2,325,280	3,196,879	-	3,196,879	15%	305,136	-	305,136	2,891,743
CC TV Equipment	-	506,174	7,264	513,438	AVR & CO	513,438	15%	76,471	-	76,471	436,967
Computers & Peripherals	18,276,760	2,354,849	220,620	20,852,229	11,12,674	13,688,143	30%	1,073,350	17,164,086	18,237,436	2,614,793
Computer Software	1,048,719	-	-	1,048,719	1,000,652	1,520,165	30%	19,566	983,500	1,003,066	45,653
<b>Total</b>	<b>95,296,473</b>	<b>3,770,223</b>	<b>5,083,905</b>	<b>104,150,601</b>	<b>37,192,326</b>	<b>48,646,454</b>		<b>6,180,170</b>	<b>55,504,147</b>	<b>61,684,317</b>	<b>42,465,204</b>

For Sarada Educational Trust

*(Signature)*  
Secretary

*(Signature)*  
Director  
M.No. 006531

*(Signature)*



**DADI INSTITUTE OF ENGINEERING & TECHNOLOGY**

Anakapalli

Schedule of expenses for the year 2016 - 17

Schedule - B

Sl.No.	Particulars	Amount
II	<b>Financial Charges :</b>	
1	Interest on Secured Loans	57,280
2	Loan processing charges	31,894
	<b>TOTAL</b>	<b>89,174</b>

Schedule - C

III	<b>Affiliation &amp; Recognition fee :</b>	
1	AICTE Application Processing Fee	100,000
2	APSCHE Application & Processing fees	8,500
3	JNTUK Application Processing Fee (UG &PG)	1,000
4	JNTUK Inspection Fee (PG)	30,000
5	JNTUK Inspection Fee. (UG)	20,000
6	JNTUK Registration & Infrastructure Exps	1,930,000
7	SBTET Affiliation, Inspection & Recognition Fee	192,200
	<b>TOTAL</b>	<b>2,281,700</b>

AVR & CO  
Chartered Accountants L.L.p  
F. No : 0000015/5200006

  
(A.V. Armana)  
Designated Partner  
M.No: 020551

For Sarada Educational Trust

  
Secretary

